



A Year of Words



Individuals who are learning to use their AAC systems need lots of practice on their core vocabulary words. This packet contains 12 grids of core words, one for each month. Speech-language pathologists, educators, and families can keep the grid of the month handy, and use it as a reminder of which words to focus on for that month. Over the year, you will have given the AAC learner focused practice on 192 words that will help them communicate effectively across many environments and activities.

How to Use: Determine which symbol set(s) your learners have in their AAC systems (e.g., PCS/Boardmaker, SmartySymbols, Pixons, etc). Before the start of the month, insert the appropriate AAC symbol in each box and print the grid. Keep it handy as you provide focused language stimulation on those 16 words throughout the month. You may also want to share copies with the family and other team members.


For more information on semantic intervention for individuals with significant communication challenges see our Vocabulary Instruction Round-Up at <http://bit.ly/SKQP5W>, a Pinterest board with activity ideas (<http://bit.ly/ZJVOqK>), and a SpringPad (<http://bit.ly/RPKosa>).

January

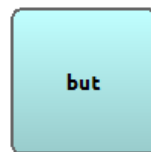
are



boy



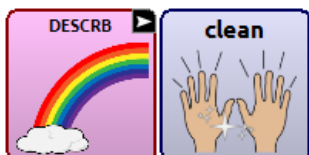
but



house



clean



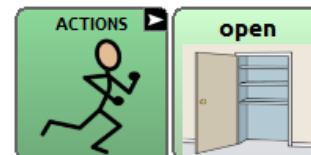
look



made



open



problem



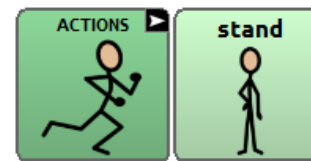
see



slow



stand



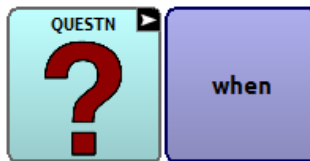
to



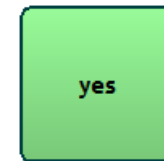
wait



when



yes



February

afraid



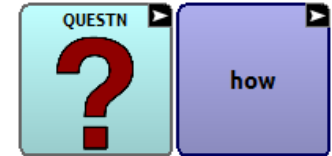
father



girl



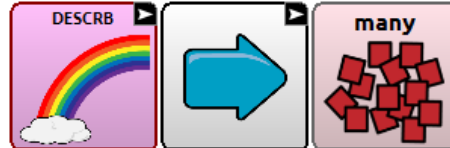
how



hurt



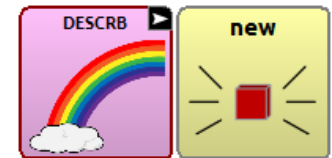
many



myself



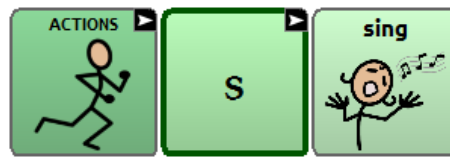
new



school



sing



stuff/thing



thirsty



trouble

—

watch



wet



will



March

baby



dirty



easy



friend



finish



home



loud




mother



next



red



sleep



smart



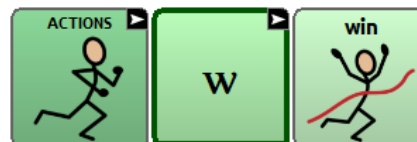
teacher



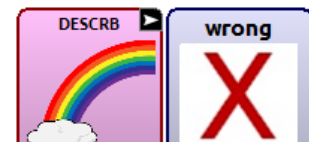
toy



win

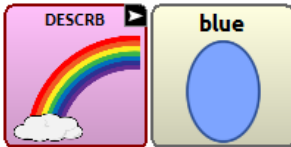


wrong

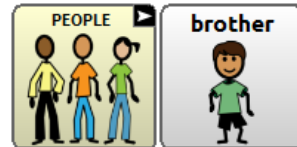


April

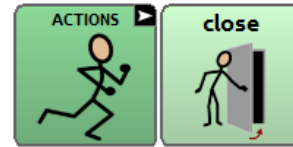
blue




brother



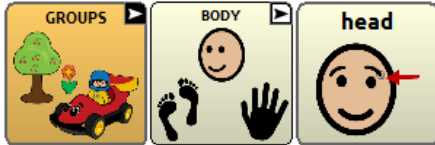
close



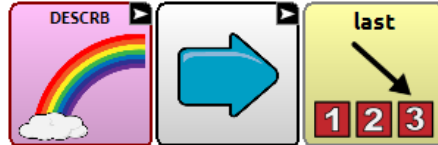
family



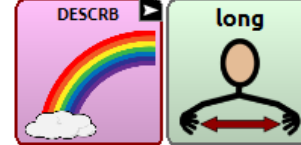
head



last



long



no



old




right



scared



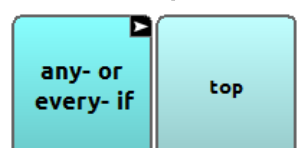
soft



thing



top





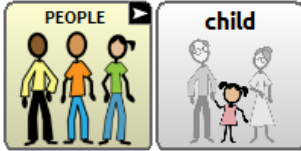






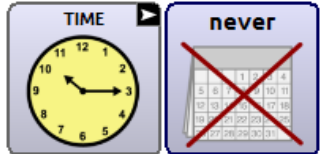



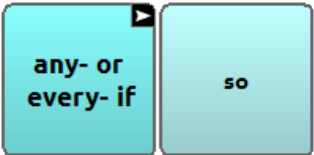
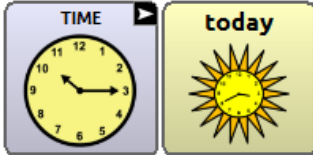

wash



whole



May

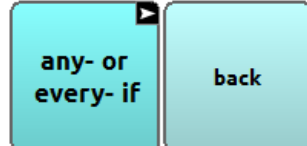
<p>bathroom</p> 	<p>car</p> 	<p>child</p> 	<p>confused</p> 
<p>green</p> 	<p>hard</p> 	<p>how much</p> 	<p>man</p> 
<p>mean</p> 	<p>never</p> 	<p>part</p> <p>-could add to DESCRIBE A-Z</p> 	<p>remember</p> 
<p>sister</p> 	<p>so</p> 	<p>today</p> 	<p>us</p> 

June

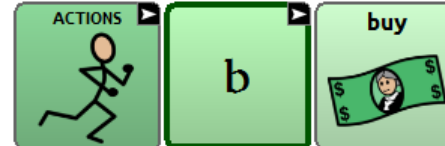
about



back



buy



grandmother



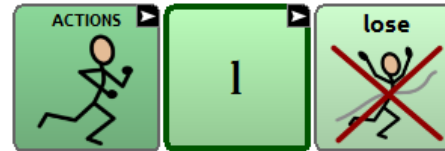
hand



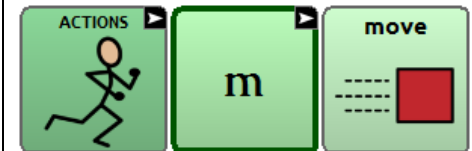
inside



lose



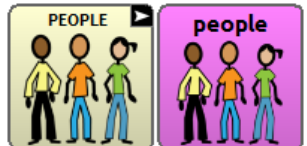
move



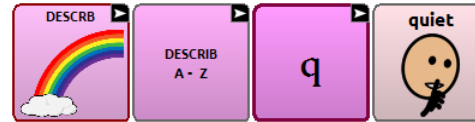
okay



people



quiet



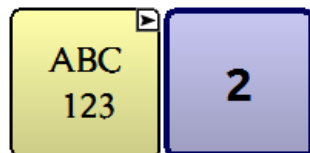
short



show



two



water



yellow

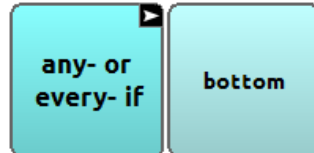


July

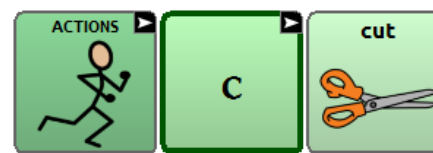
black



bottom



cut



face



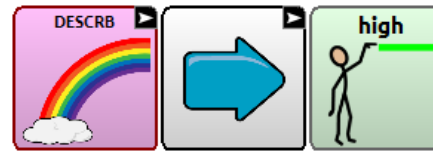
foot




grandfather




high



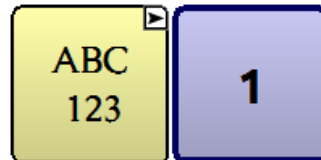
maybe



morning



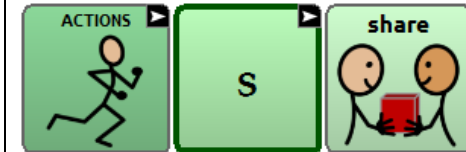
one



really



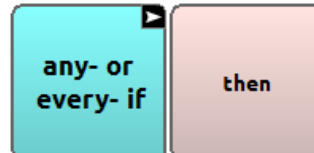
share



something




then







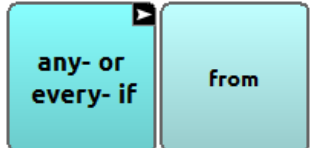

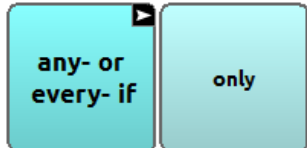
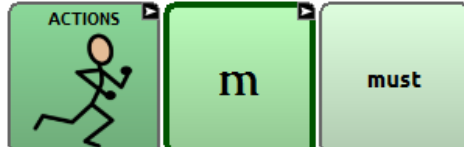








wear











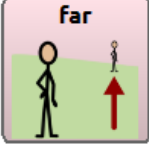







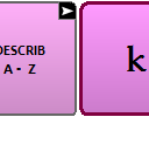
























weather



August

<p>aide</p> 	<p>animal</p> 	<p>clothes</p> 	<p>finger</p> 
<p>from</p> 	<p>leg</p> 	<p>only</p> 	<p>must</p> 
<p>night</p> 	<p>pick</p> 	<p>room</p> 	<p>stay</p> 
<p>still</p> 	<p>town</p> 	<p>white</p> 	<p>woman</p> 

September

<p>around</p>  	<p>bug</p>   	<p>cool</p>  	<p>far</p>  
<p>fly</p>   	<p>hair</p>   	<p>kind</p>    	<p>less</p>   
<p>lunch</p>   	<p>middle</p>  	<p>money</p>   	<p>open</p>  
<p>orange</p>  	<p>sometimes</p>   	<p>through</p>  	<p>tomorrow</p>  

October

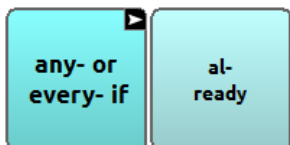
<p>afternoon</p>	<p>break</p>	<p>food</p>	<p>hide</p>
<p>hold</p>	<p>if</p>	<p>keep</p>	<p>medium</p> <p>-could add to DESCRIBE A-Z</p>
<p>most</p>	<p>near</p>	<p>never</p>	<p>party</p>
<p>picture</p>	<p>quick</p>	<p>shop</p>	<p>story</p>

November

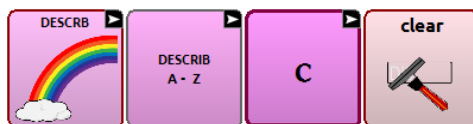
<p>at</p>	<p>count</p>	<p>drive</p>	<p>first</p>
<p>few</p>	<p>his</p>	<p>least</p>	<p>light</p>
<p>none</p> <p>-could add to</p>	<p>push</p>	<p>real</p>	<p>sharp</p> <p>-could add to DESCRIBE A-Z</p>
<p>stand</p>	<p>street</p> <p>-could add to PLACES</p>	<p>sun</p>	<p>table</p>

December


already



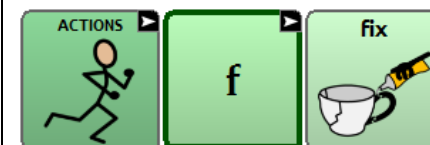
clear



doctor



fix



great



grow



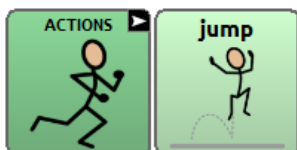
her



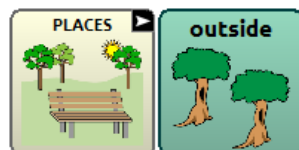
high



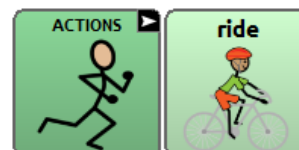
jump



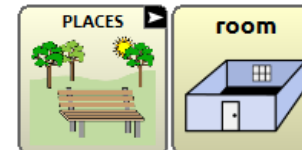
outside



ride



room



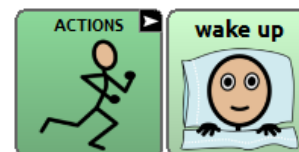
side

—

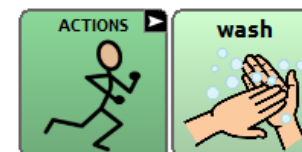
straight



wake



wash





A Year of Words



Individuals who are learning to use their AAC systems need lots of practice on their core vocabulary words. This packet contains 12 grids of core words, one for each month. Speech-language pathologists, educators, and families can keep the grid of the month handy, and use it as a reminder of which words to focus on for that month. Over the year, you will have given the AAC learner focused practice on 192 words that will help them communicate effectively across many environments and activities.

How to Use: Determine which symbol set(s) your learners have in their AAC systems (e.g., PCS/Boardmaker, SmartySymbols, Pixons, etc). Before the start of the month, insert the appropriate AAC symbol in each box and print the grid. Keep it handy as you provide focused language stimulation on those 16 words throughout the month. You may also want to share copies with the family and other team members.

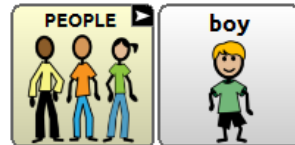
For more information on semantic intervention for individuals with significant communication challenges see our Vocabulary Instruction Round-Up at <http://bit.ly/SKQP5W>, a Pinterest board with activity ideas (<http://bit.ly/ZJVOqK>), and a SpringPad (<http://bit.ly/RPKosa>).

January

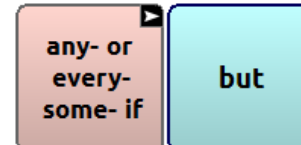
are



boy



but




house



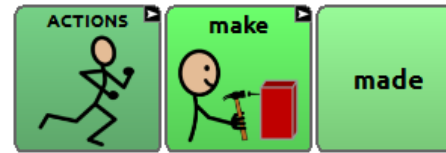
clean



look



made



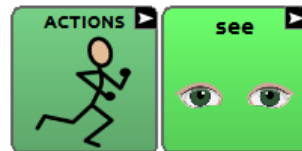
open



problem



see



slow




stand




to



wait



when



yes




February

afraid



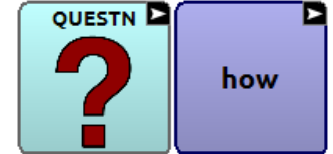
father



girl




how




hurt




many



myself



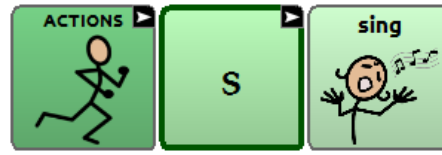
new



school



sing



stuff/thing



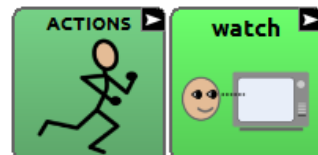
thirsty



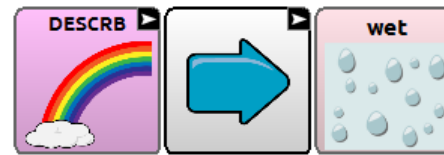
trouble

—

watch



wet

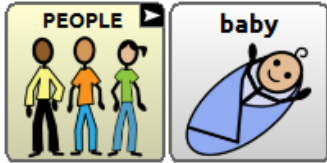


will

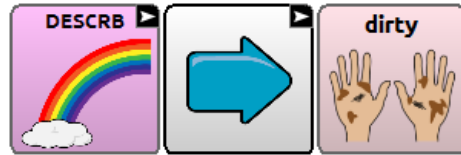


March

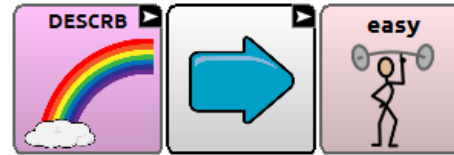
baby




dirty



easy



friend



finish




home



loud



mother




next



red



sleep



smart



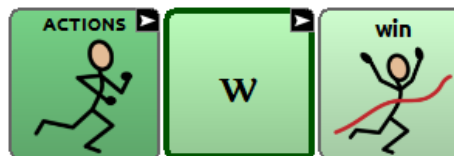
teacher



toy



win

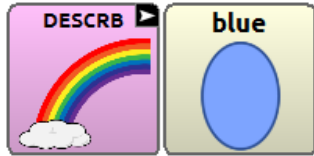


wrong

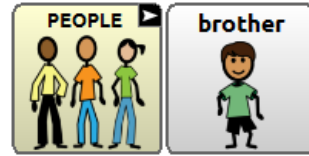


April


blue




brother



close




family




head



last




long



no



old




right



scared



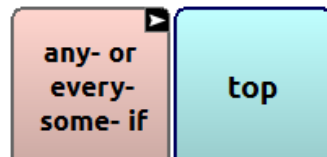
soft



thing



top



wash


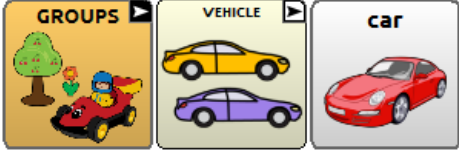

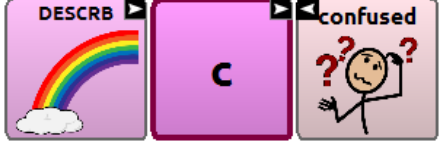


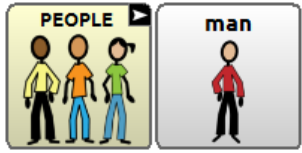

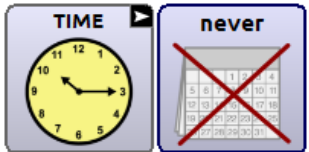






whole

-could add to DESCRIBE A-Z

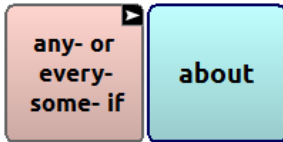


May

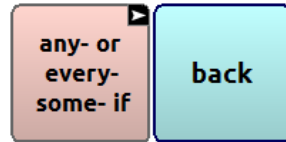
<p>bathroom</p> 	<p>car</p> 	<p>child</p> 	<p>confused</p> 
<p>green</p> 	<p>hard</p> 	<p>how much</p> 	<p>man</p> 
<p>mean</p> 	<p>never</p> 	<p>part</p> <p>-could add to DESCRIBE A-Z</p> 	<p>remember</p> 
<p>sister</p> 	<p>so</p> 	<p>today</p> 	<p>us</p> 

June

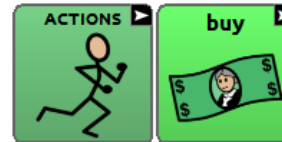
about



back



buy




grandmother




hand



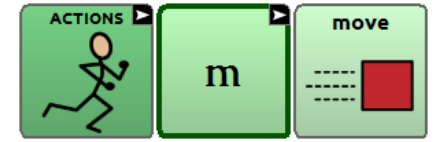
inside



lose



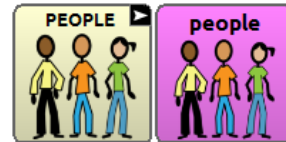
move



okay



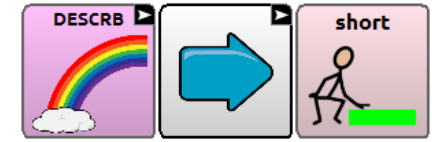
people



quiet



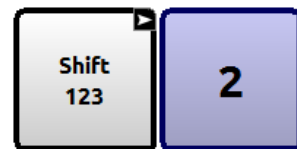
short



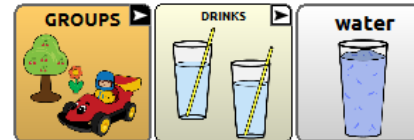
show



two



water



yellow

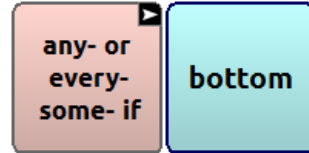


July

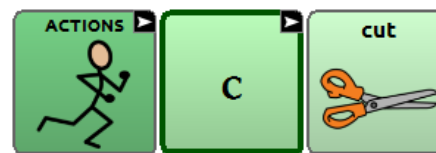
black



bottom



cut



face



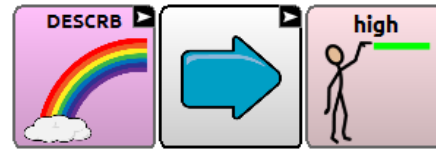
foot




grandfather




high



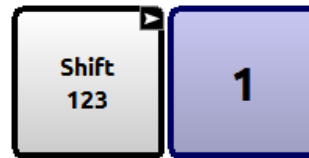
maybe



morning



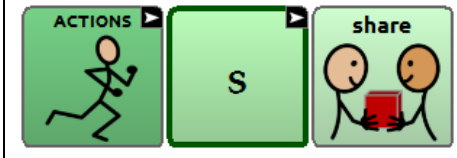
one



really



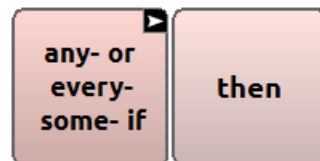
share



something



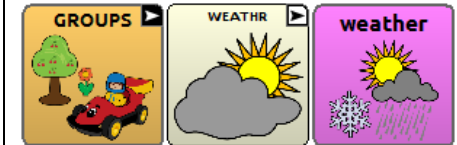
then



wear



weather



August

aide



animal



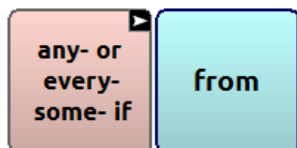
clothes



finger



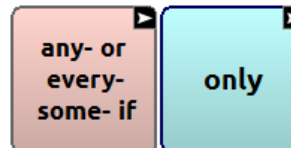
from



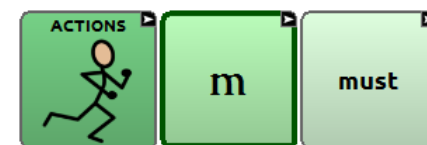
leg



only




must




night



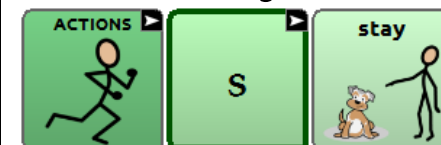
pick



room



stay



still

—

town



white

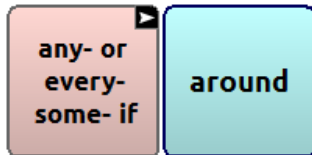


woman

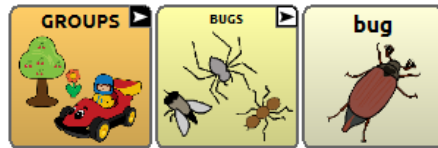


September

around



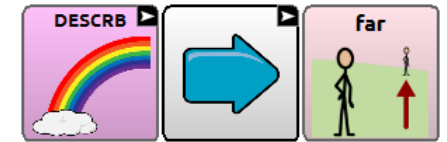
bug



cool



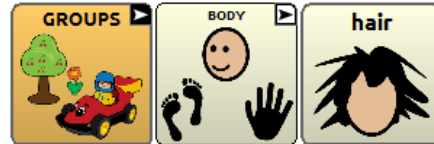
far



fly




hair



kind



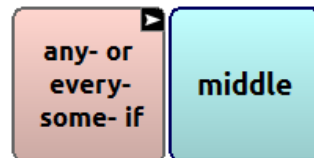
less




lunch



middle



money



open



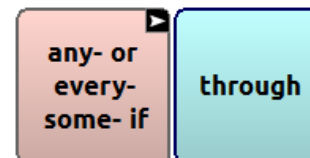
orange




sometimes



through



tomorrow

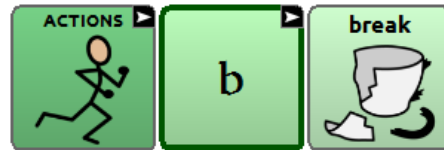


October

afternoon



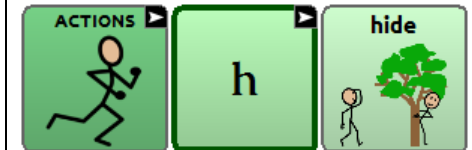
break



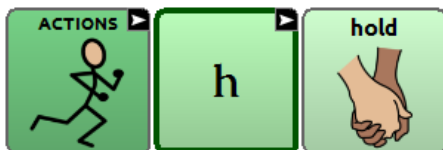
food



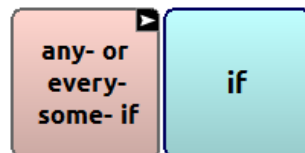
hide



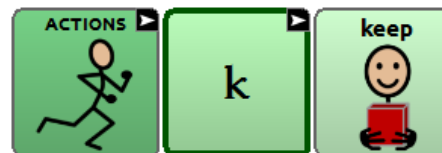
hold



if



keep



medium

-could add to DESCRIBE A-Z



most

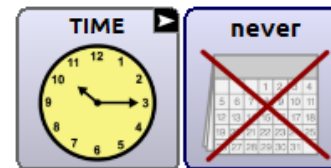
-could add to DESCRIBE A-Z



near



never




party



picture



quick



shop


















story



November

<p>at</p>	<p>count</p>	<p>drive</p>	<p>first</p>
<p>few</p>	<p>his</p>	<p>least</p> <p>-could add to DESCRIBE A-Z</p>	<p>light</p>
<p>none</p> <p>-could add to</p>	<p>push</p>	<p>real</p>	<p>sharp</p> <p>-could add to DESCRIBE A-Z</p>
<p>stand</p>	<p>street</p> <p>-could add to PLACES</p>	<p>sun</p>	<p>table</p>

December

<p>already -could add to</p> 	<p>clear</p> 	<p>doctor</p> 	<p>fix</p> 
<p>great</p> 	<p>grow</p> 	<p>her</p> 	<p>high</p> 
<p>jump</p> 	<p>outside</p> 	<p>ride</p> 	<p>room</p> 
<p>side</p> <p>—</p>	<p>straight</p> 	<p>wake</p> 	<p>wash</p> 



A Year of Words



Individuals who are learning to use their AAC systems need lots of practice on their core vocabulary words. This packet contains 12 grids of core words, one for each month. Speech-language pathologists, educators, and families can keep the grid of the month handy, and use it as a reminder of which words to focus on for that month. Over the year, you will have given the AAC learner focused practice on 192 words that will help them communicate effectively across many environments and activities.

How to Use: Determine which symbol set(s) your learners have in their AAC systems (e.g., PCS/Boardmaker, SmartySymbols, Pixons, etc). Before the start of the month, insert the appropriate AAC symbol in each box and print the grid. Keep it handy as you provide focused language stimulation on those 16 words throughout the month. You may also want to share copies with the family and other team members.

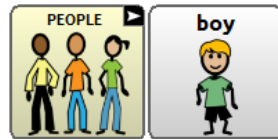
For more information on semantic intervention for individuals with significant communication challenges see our Vocabulary Instruction Round-Up at <http://bit.ly/SKQP5W>, a Pinterest board with activity ideas (<http://bit.ly/ZJVOqK>), and a SpringPad (<http://bit.ly/RPKosa>).

January

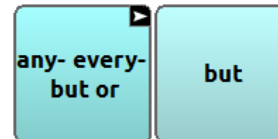
are



boy



but



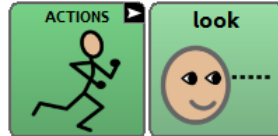
house



clean



look



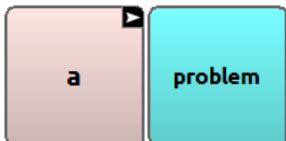
made



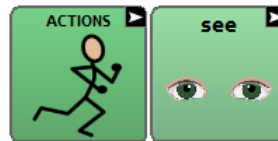
open



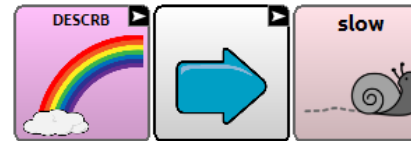
problem



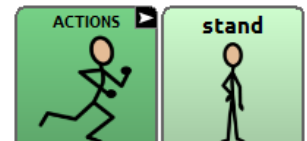
see



slow



stand



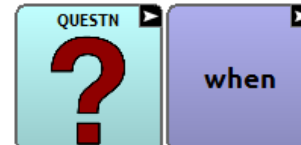
to



wait



when




yes

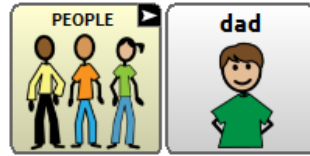


February

afraid



father



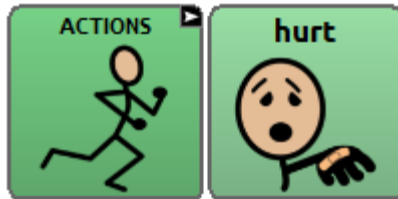
girl




how




hurt




many



myself



new



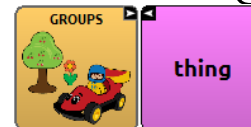
school



sing



stuff/thing



thirsty




trouble

—

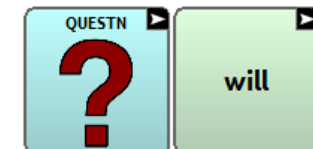
watch



wet



will




March

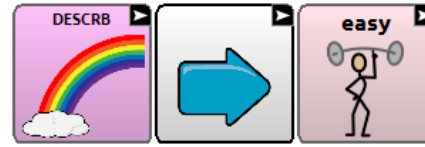
baby




dirty



easy



friend




finish



home



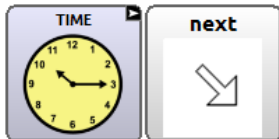
loud



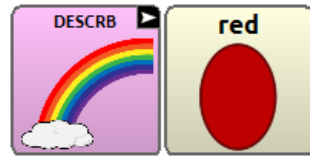
mother




next



red



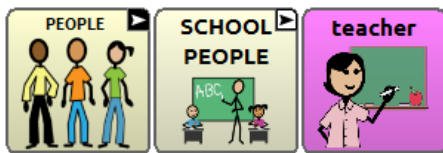
sleep



smart



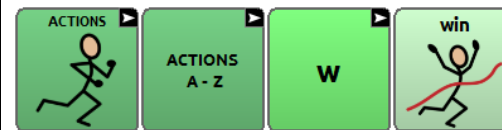
teacher



toy



win

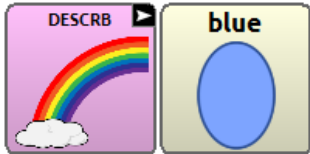


wrong



April

blue



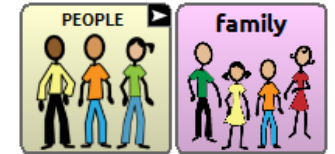
brother



close




family



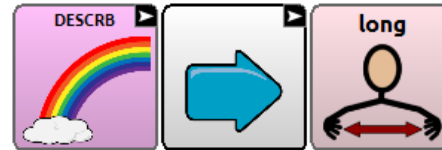
head




last




long



no



old



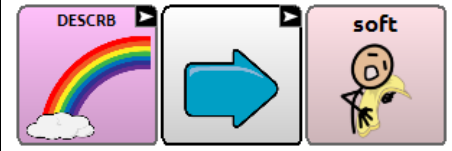
right



scared



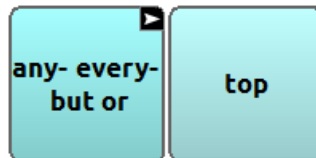
soft



thing



top



wash



whole

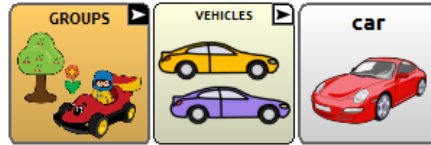


May

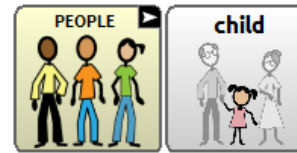
bathroom



car



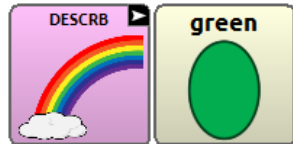
child




confused



green




hard



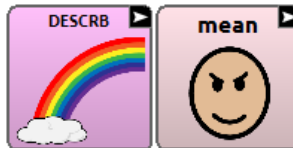
how much



man



mean



never

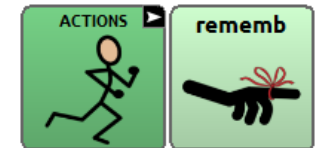


Part

-could add to DESCRIBE A-Z



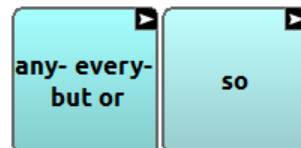
remember




sister



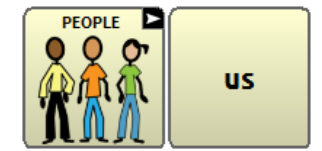
so



today



us

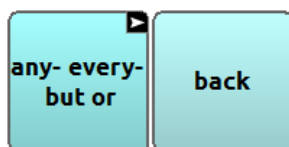


June

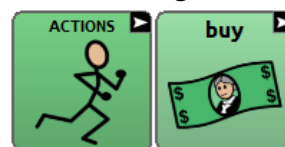
about



back



buy



grandmother



hand



inside



lose



move



okay



people



quiet



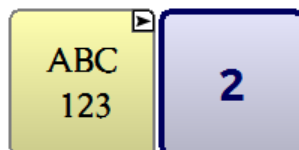
short



show



two



water



yellow

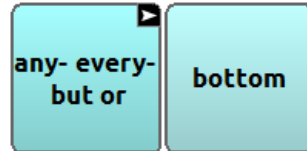


July

black



bottom



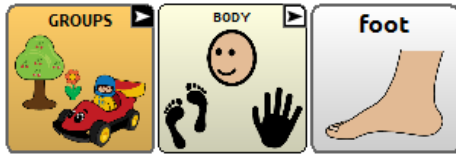
cut



face



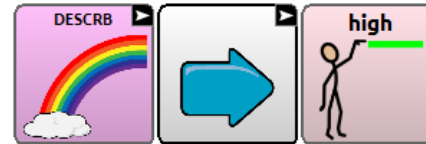
foot




grandfather




high



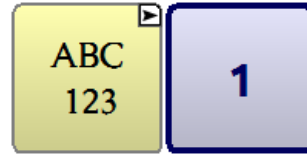
maybe



morning



one



really



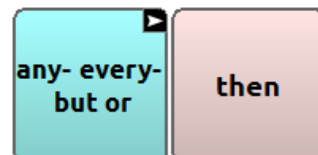
share



something



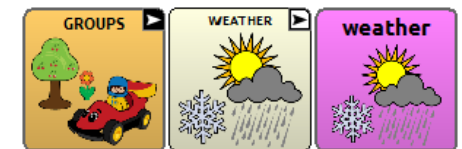
then



wear




weather



August

aide



animal



clothes



finger



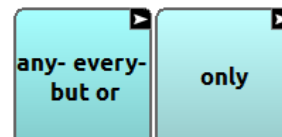
from



leg



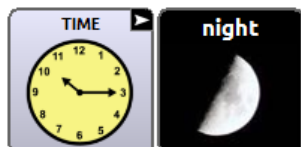
only



must




night



pick



room



stay



still

—

town



white

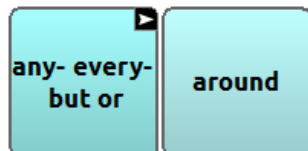


woman




September


around



bug



cool




far



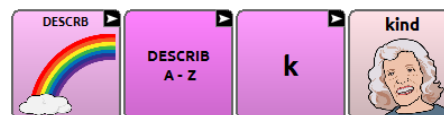
fly



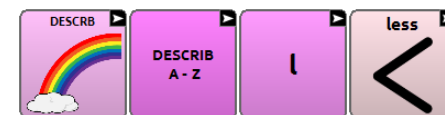
hair



kind



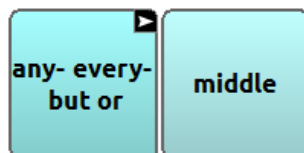
less




lunch



middle



money



open



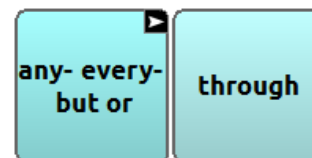
orange



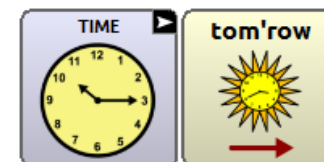
sometimes



through



tomorrow



October

afternoon



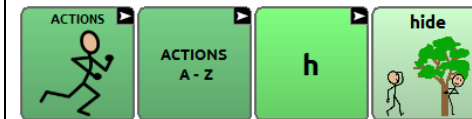
break



food



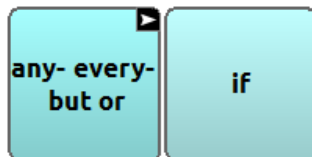
hide



hold



if



keep



medium

-could add to DESCRIBE A-Z



most

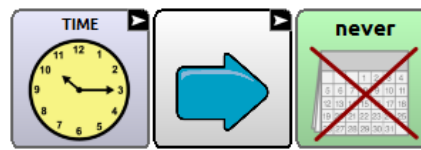
-could add to DESCRIBE A-Z



near



never




party



picture



quick



shop



story



November

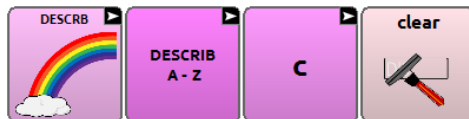
<p>at</p>	<p>count</p>	<p>drive</p>	<p>first</p>
<p>few</p>	<p>his</p>	<p>least</p> <p>-could add to DESCRIBE A-Z</p>	<p>light</p>
<p>none</p> <p>-could add to</p>	<p>push</p>	<p>real</p>	<p>sharp</p> <p>-could add to DESCRIBE A-Z</p>
<p>stand</p>	<p>street</p> <p>-could add to PLACES</p>	<p>sun</p>	<p>table</p>

December


already



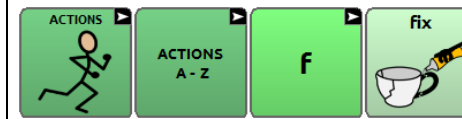
clear



doctor



fix



great



grow



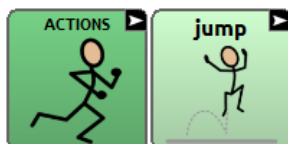
her




high



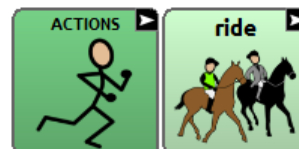
jump



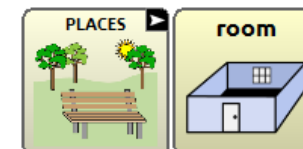
outside



ride



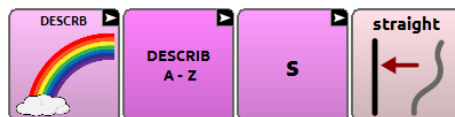
room



side

—

straight



wake



wash





A Year of Words



Individuals who are learning to use their AAC systems need lots of practice on their core vocabulary words. This packet contains 12 grids of core words, one for each month. Speech-language pathologists, educators, and families can keep the grid of the month handy, and use it as a reminder of which words to focus on for that month. Over the year, you will have given the AAC learner focused practice on 192 words that will help them communicate effectively across many environments and activities.

How to Use: Determine which symbol set(s) your learners have in their AAC systems (e.g., PCS/Boardmaker, SmartySymbols, Pixons, etc). Before the start of the month, insert the appropriate AAC symbol in each box and print the grid. Keep it handy as you provide focused language stimulation on those 16 words throughout the month. You may also want to share copies with the family and other team members.

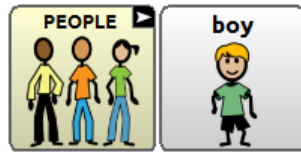
For more information on semantic intervention for individuals with significant communication challenges see our Vocabulary Instruction Round-Up at <http://bit.ly/SKQP5W>, a Pinterest board with activity ideas (<http://bit.ly/ZJVOqK>), and a SpringPad (<http://bit.ly/RPKosa>).

January

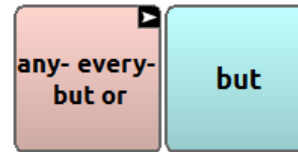
are



boy



but



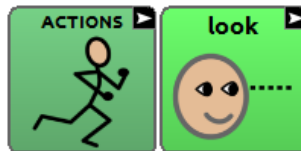
house



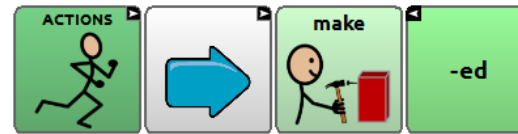
clean



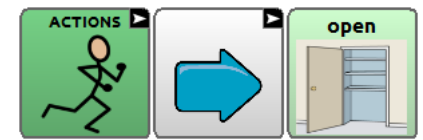
look



made



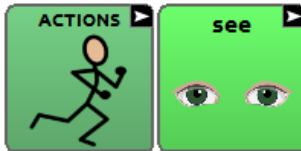
open




problem



see



slow




stand



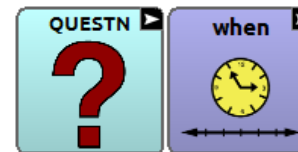
to



wait



when




yes

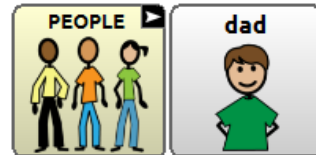


February

afraid



father



girl




how




hurt




many



myself



new



school



sing



stuff/thing



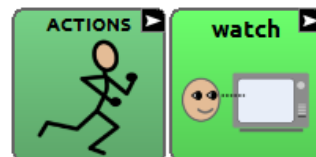
thirsty




trouble

—

watch



wet



will



March

baby




dirty



easy



friend



finish



home



loud



mother



next



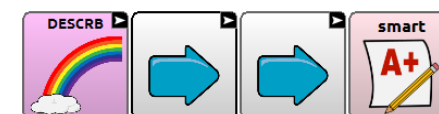
red



sleep



smart



teacher



toy



win



wrong

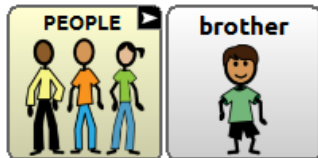


April


blue




brother



close




family



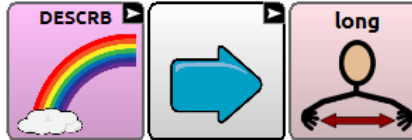
head



last




long



no



old



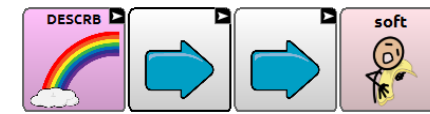
right



scared



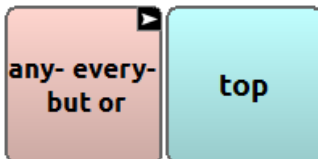
soft




thing



top



wash



whole

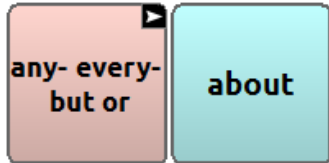


May

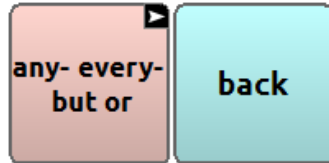
<p>bathroom</p>	<p>car</p>	<p>child</p>	<p>confused</p>
<p>green</p>	<p>hard</p>	<p>how much</p>	<p>man</p>
<p>mean</p>	<p>never</p>	<p>part</p> <p>-could add to DESCRIBE A-Z</p>	<p>remember</p>
<p>sister</p>	<p>so</p>	<p>today</p>	<p>us</p>

June

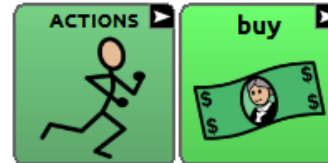
about



back



buy



grandmother



hand



inside




lose



move



okay




people



quiet



short



show



two



water

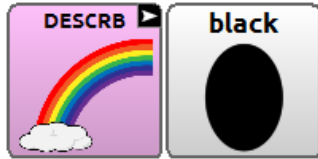


yellow

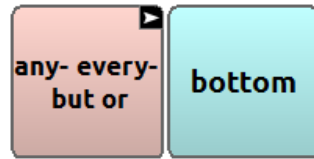


July

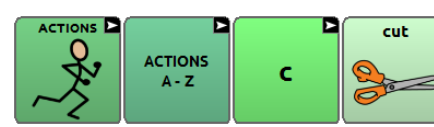
black



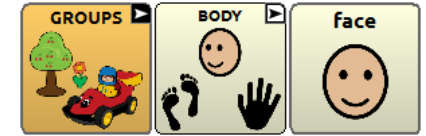
bottom



cut




face



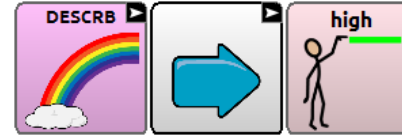
foot




grandfather




high



maybe



morning



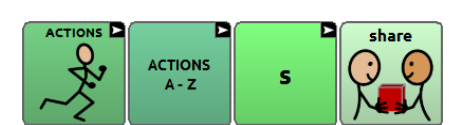
one



really



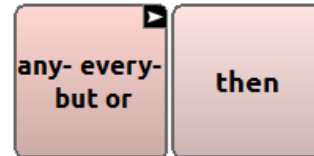
share



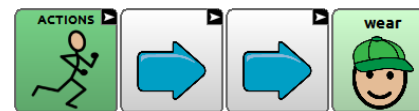
something




then



wear



weather



August

aide



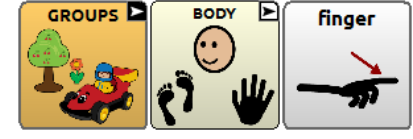
animal



clothes



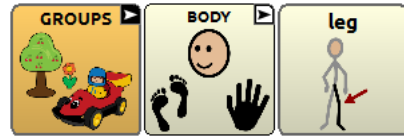
finger



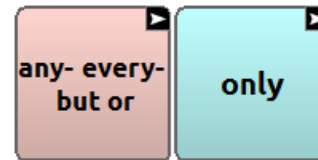
from



leg



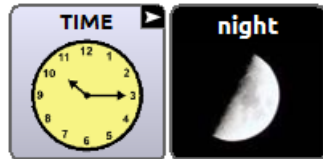
only



must



night



pick



room



stay



still

—

town



white

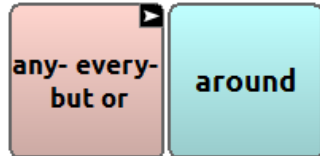


woman




September

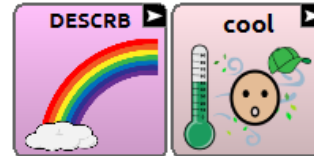
around



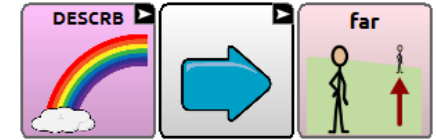
bug



cool



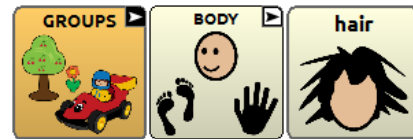
far



fly



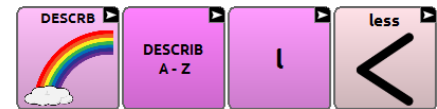
hair



kind



less



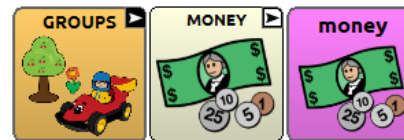
lunch




middle



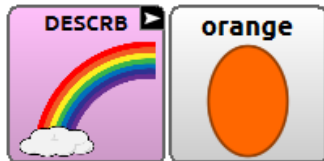
money



open



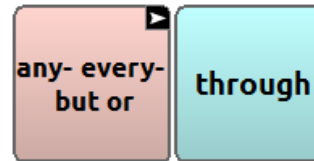
orange




sometimes



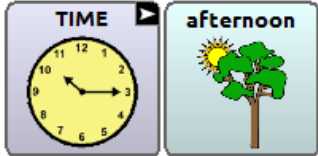




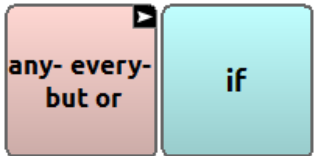







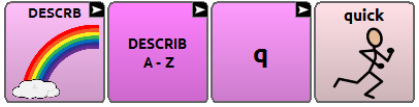


through



tomorrow



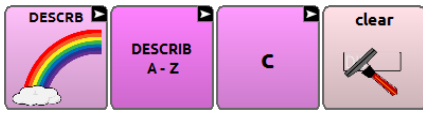

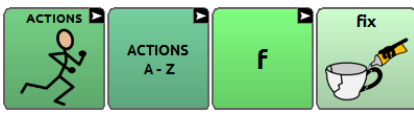

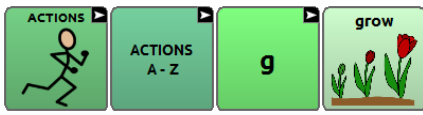

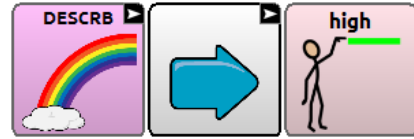

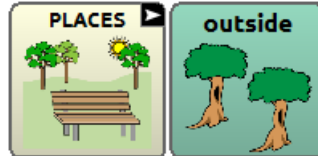





October

<p>afternoon</p> 	<p>break</p> 	<p>food</p> 	<p>hide</p> 
<p>hold</p> 	<p>if</p> 	<p>keep</p> 	<p>medium</p> <p>-could add to DESCRIBE A-Z</p> 
<p>most</p> <p>-could add to DESCRIBE A-Z</p> 	<p>near</p> 	<p>never</p> 	<p>party</p> 
<p>picture</p> 	<p>quick</p> 	<p>shop</p> 	<p>story</p> 

November

<p>at</p>	<p>count</p>	<p>drive</p>	<p>first</p>
<p>few</p>	<p>his</p>	<p>least</p> <p>-could add to DESCRIBE A-Z</p>	<p>light</p>
<p>none</p> <p>-could add to</p>	<p>push</p>	<p>real</p>	<p>sharp</p> <p>-could add to DESCRIBE A-Z</p>
<p>stand</p>	<p>street</p> <p>-could add to PLACES</p>	<p>sun</p>	<p>table</p>

December

<p>already</p> <p>—</p>	<p>clear</p> 	<p>doctor</p> 	<p>fix</p> 
<p>great</p> 	<p>grow</p> 	<p>her</p> 	<p>high</p> 
<p>jump</p> 	<p>outside</p> 	<p>ride</p> 	<p>room</p> 
<p>side</p> <p>—</p>	<p>straight</p> 	<p>wake</p> 	<p>wash</p> 



A Year of Words


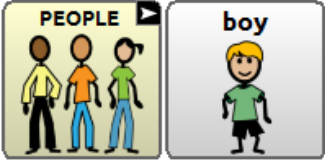



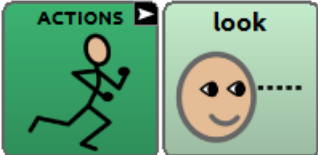



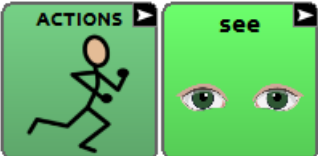
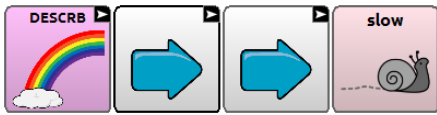







Individuals who are learning to use their AAC systems need lots of practice on their core vocabulary words. This packet contains 12 grids of core words, one for each month. Speech-language pathologists, educators, and families can keep the grid of the month handy, and use it as a reminder of which words to focus on for that month. Over the year, you will have given the AAC learner focused practice on 192 words that will help them communicate effectively across many environments and activities.

How to Use: Determine which symbol set(s) your learners have in their AAC systems (e.g., PCS/Boardmaker, SmartySymbols, Pixons, etc). Before the start of the month, insert the appropriate AAC symbol in each box and print the grid. Keep it handy as you provide focused language stimulation on those 16 words throughout the month. You may also want to share copies with the family and other team members.

For more information on semantic intervention for individuals with significant communication challenges see our Vocabulary Instruction Round-Up at <http://bit.ly/SKQP5W>, a Pinterest board with activity ideas (<http://bit.ly/ZJVOqK>), and a SpringPad (<http://bit.ly/RPKosa>).

January

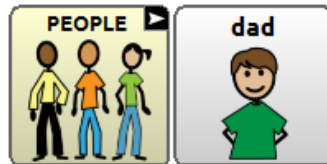
<p>are</p> 	<p>boy</p> 	<p>but</p> 	<p>house</p> 
<p>clean</p> 	<p>look</p> 	<p>made</p> 	<p>open</p> 
<p>problem</p> 	<p>see</p> 	<p>slow</p> 	<p>stand</p> 
<p>to</p> 	<p>wait</p> 	<p>when</p> 	<p>yes</p> 

February

afraid



father




girl



how



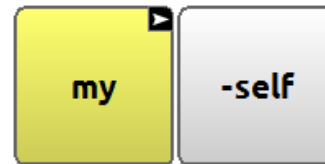
hurt




many




myself



new



school



sing



stuff/thing



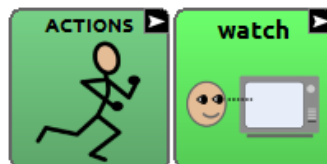
thirsty



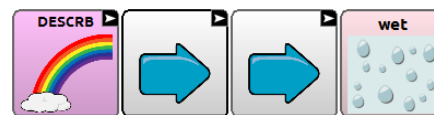
trouble

—

watch



wet



will

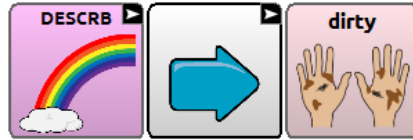


March

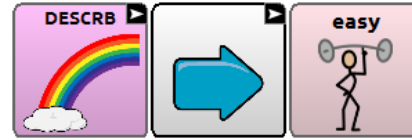
baby




dirty



easy



friend



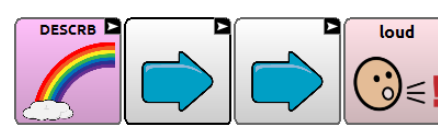
finish




home



loud



mother




next




red



sleep



smart



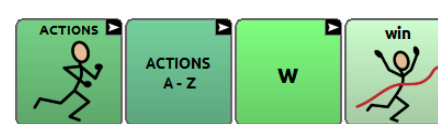
teacher



toy



win

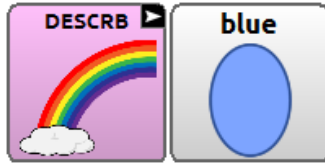


wrong

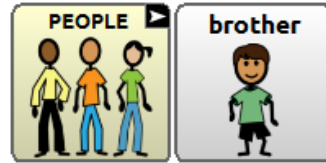


April


blue




brother



close




family



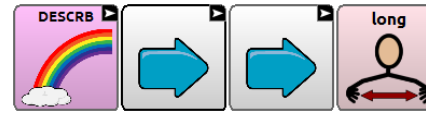
head




last



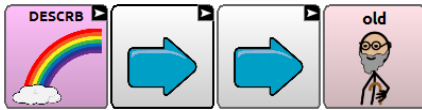
long



no



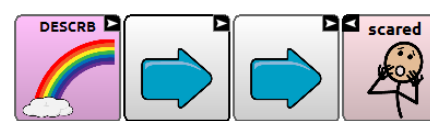
old




right



scared



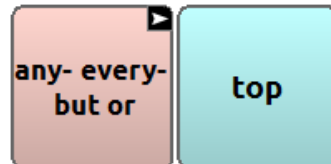
soft



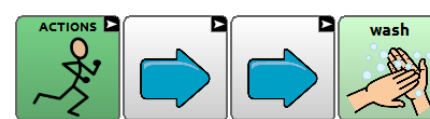
thing



top

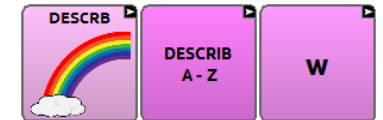


wash




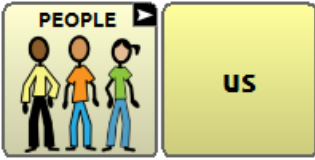


whole

-could add to DESCRIBE A-Z

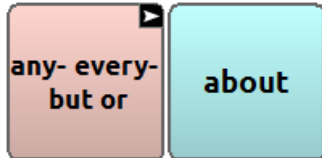


May

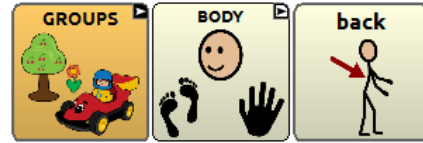
<p>bathroom</p> 	<p>car</p> 	<p>child</p> 	<p>confused</p> 
<p>green</p> 	<p>hard</p> 	<p>how much</p> 	<p>man</p> 
<p>mean</p> 	<p>never</p> 	<p>part</p> <p>-could add to DESCRIBE A-Z</p> 	<p>remember</p> 
<p>sister</p> 	<p>so</p> 	<p>today</p> 	<p>us</p> 

June


about



back



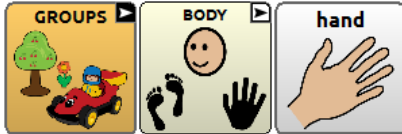
buy



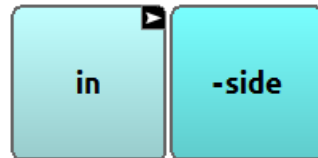
grandmother



hand



inside



lose



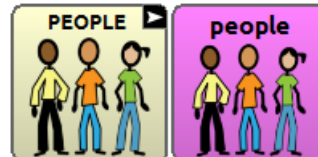
move



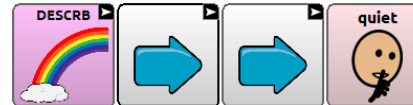
okay




people



quiet



short



show



two



water



yellow

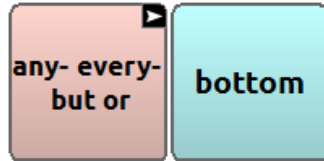


July

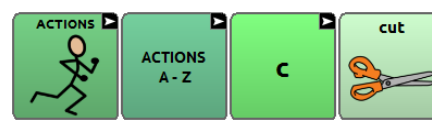
black



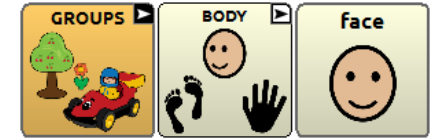
bottom



cut



face



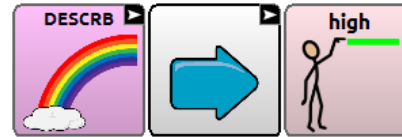
foot




grandfather




high



maybe



morning



one



really



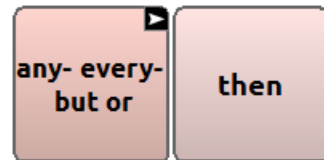
share



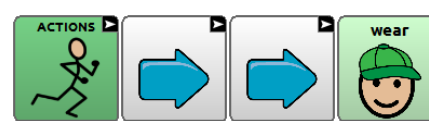
something




then







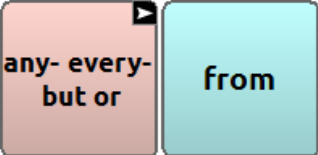




wear



weather

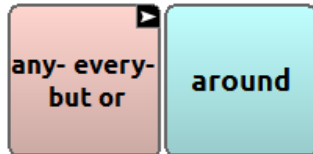


August


<p>aide</p> 	<p>animal</p> 	<p>clothes</p> 	<p>finger</p> 
<p>from</p> 	<p>leg</p> 	<p>only</p> 	<p>must</p> 
<p>night</p> 	<p>pick</p> 	<p>room</p> 	<p>stay</p> 
<p>still</p> <p>—</p>	<p>town</p> 	<p>white</p> 	<p>woman</p> 

September

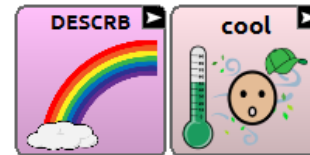
around



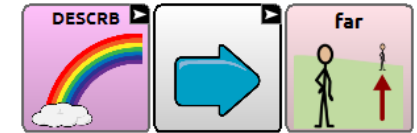
bug



cool



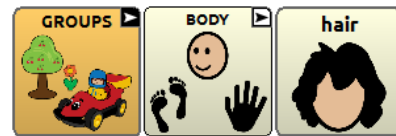
far



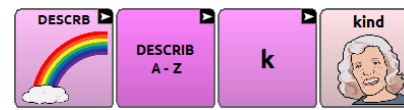
fly



hair



kind



less




lunch




middle



money



open



orange




sometimes



















through

—

tomorrow



October

<p>afternoon</p> 	<p>break</p> 	<p>food</p> 	<p>hide</p> 
<p>hold</p> 	<p>if</p> 	<p>keep</p> 	<p>medium</p> <p>-could add to DESCRIBE A-Z</p> 
<p>most</p> <p>-could add to DESCRIBE A-Z</p> 	<p>near</p> 	<p>never</p> 	<p>party</p> 
<p>picture</p> 	<p>quick</p> 	<p>shop</p> 	<p>story</p> 

November


at



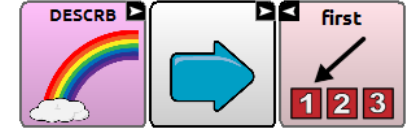
count




drive



first



few



his




least

-could add to DESCRIBE A-Z

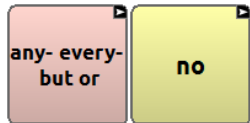


light




none

-could add to



push

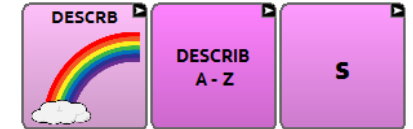


real



sharp

-could add to DESCRIBE A-Z



stand

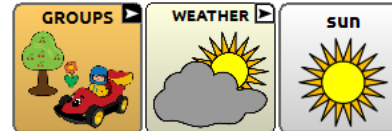


street

-could add to PLACES



sun



table



December


already

—

clear



doctor



fix



great



grow



her



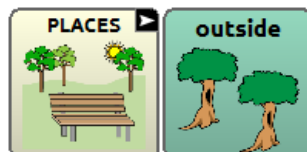
high



jump



outside



ride



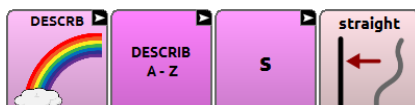
room



side

—

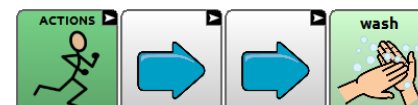
straight



wake



wash





A Year of Words


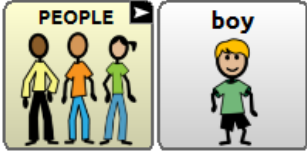





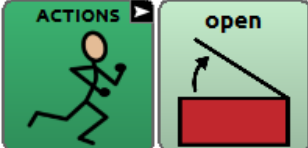









Individuals who are learning to use their AAC systems need lots of practice on their core vocabulary words. This packet contains 12 grids of core words, one for each month. Speech-language pathologists, educators, and families can keep the grid of the month handy, and use it as a reminder of which words to focus on for that month. Over the year, you will have given the AAC learner focused practice on 192 words that will help them communicate effectively across many environments and activities.






















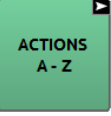











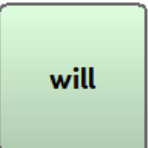
How to Use: Determine which symbol set(s) your learners have in their AAC systems (e.g., PCS/Boardmaker, SmartySymbols, Pixons, etc). Before the start of the month, insert the appropriate AAC symbol in each box and print the grid. Keep it handy as you provide focused language stimulation on those 16 words throughout the month. You may also want to share copies with the family and other team members.

For more information on semantic intervention for individuals with significant communication challenges see our Vocabulary Instruction Round-Up at <http://bit.ly/SKQP5W>, a Pinterest board with activity ideas (<http://bit.ly/ZJVOqK>), and a SpringPad (<http://bit.ly/RPKosa>).

January

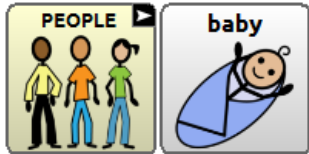
<p>are</p> 	<p>boy</p> 	<p>but</p> <p>-could add to Extra Words</p> 	<p>house</p> 
<p>clean</p> 	<p>look</p> 	<p>made</p> 	<p>open</p> 
<p>problem</p> <p>—</p>	<p>see</p> 	<p>slow</p> 	<p>stand</p> 
<p>to</p> 	<p>wait</p> 	<p>when</p> 	<p>yes</p> 

February

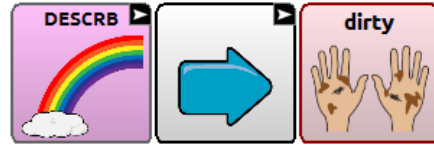
<p>afraid/scared</p>  	<p>father</p>  	<p>girl</p>  	<p>how</p>  
<p>hurt</p>  	<p>many</p>    	<p>myself</p> <p>-could add to PEOPLE</p> 	<p>new</p>   
<p>school</p>  	<p>sing</p>    	<p>stuff/thing</p>  	<p>thirsty</p>  
<p>trouble</p> <p>—</p>	<p>watch</p> 	<p>wet</p>   	<p>will</p>  

March

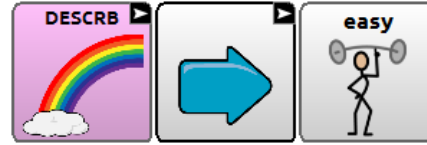
baby



dirty



easy



friend



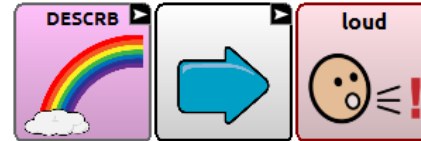
finish



home



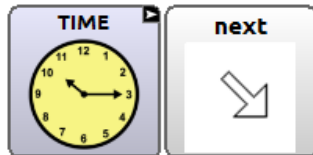
loud



mother




next



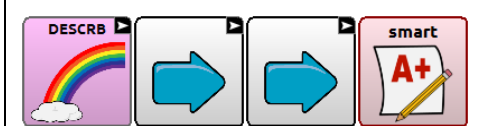
red



sleep



smart



teacher



toy




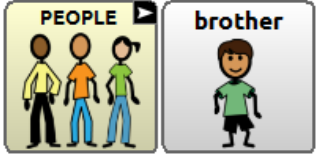








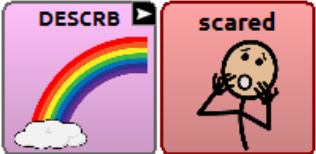





win



wrong





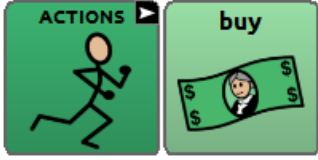












April

<p>blue</p> 	<p>brother</p> 	<p>close</p> 	<p>family</p> 
<p>head</p> 	<p>last</p> 	<p>long</p> 	<p>no</p> 
<p>old</p> 	<p>right</p> 	<p>scared</p> 	<p>soft</p> 
<p>thing</p> 	<p>top</p> <p>-could add to Extra Words</p> 	<p>wash</p> 	<p>whole</p> <p>-could add to DESCRIBE A-Z</p> 

May

<p>bathroom</p> 	<p>car</p> 	<p>child</p> 	<p>confused</p> <p>-could add to DESCRIBE</p> 
<p>green</p> 	<p>hard</p> 	<p>how much</p> 	<p>man</p> 
<p>mean</p> 	<p>never</p> 	<p>part</p> <p>-could add to DESCRIBE A-Z</p> 	<p>remember</p> 
<p>sister</p> 	<p>so</p> 	<p>today</p> 	<p>us</p> 

June

<p>about</p> 	<p>back</p> 	<p>buy</p> 	<p>grandmother</p> 
<p>hand</p> 	<p>inside</p> <p>—</p>	<p>lose</p> 	<p>move</p> 
<p>okay</p> 	<p>people</p> 	<p>quiet</p> 	<p>short</p> 
<p>show</p> 	<p>two</p> 	<p>water</p> 	<p>yellow</p> 

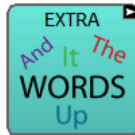
July

black



bottom

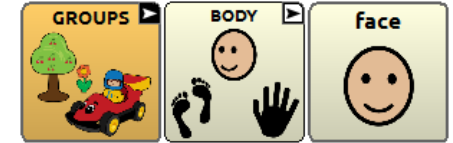
-could add to Extra Words



cut



face




foot




grandfather




high



maybe



morning



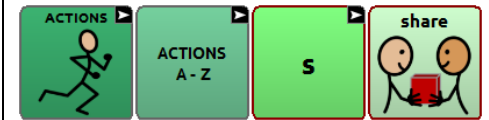
one



really



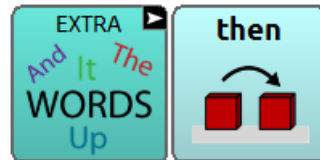
share



something



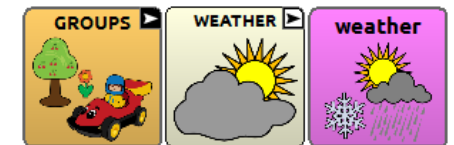
then



wear




weather



August

aide




animal



clothes



finger

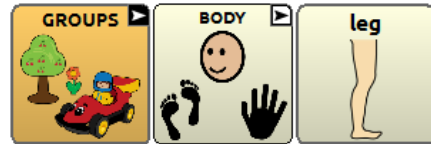


from

-could add to extra words

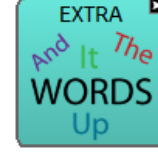


leg



only

-could add to extra words



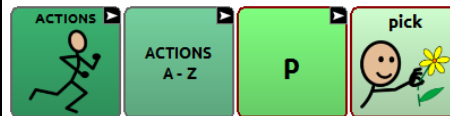
must




night



pick



room



stay



still

town



white



woman

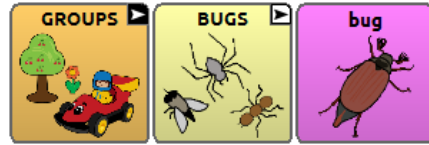


September

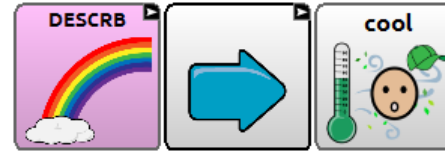
around



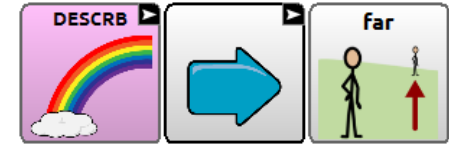
bug



cool



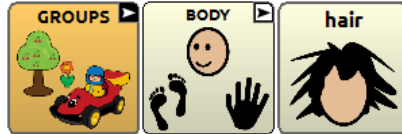
far



fly



hair



kind



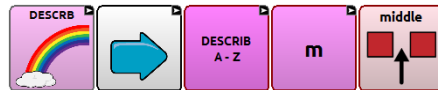
less




lunch



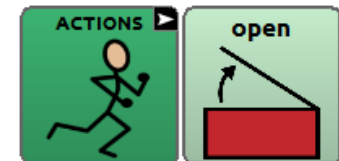
middle



money



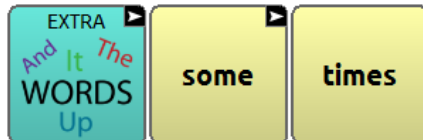
open



orange

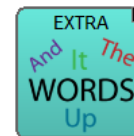


sometimes




through

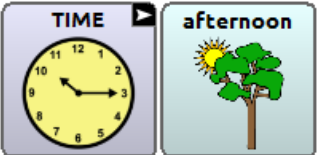














-could add to Extra Words









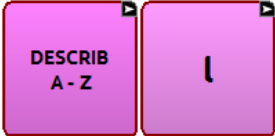









tomorrow



October

<p>afternoon</p> 	<p>break</p> 	<p>food</p> <p>—</p>	<p>hide</p> 
<p>hold</p> 	<p>if</p> <p>-could add to Extra Words</p> 	<p>keep</p> 	<p>medium</p> <p>-could add to DESCRIBE A-Z</p> 
<p>most</p> <p>-could add to DESCRIBE A-Z</p> 	<p>near</p> 	<p>never</p> 	<p>party</p> 
<p>picture</p> 	<p>quick/fast</p> 	<p>shop</p> 	<p>story</p> 

November

<p>at</p> 	<p>count</p> 	<p>drive</p> 	<p>first</p> 
<p>few</p> 	<p>his</p> 	<p>least</p> <p>-could add to DESCRIBE A-Z</p> 	<p>light</p> 
<p>none</p> <p>-could add to extra words</p> 	<p>push</p> 	<p>real</p> 	<p>sharp</p> <p>-could add to DESCRIBE A-Z</p> 
<p>stand</p> 	<p>street</p> <p>-could add to PLACES</p> 	<p>sun</p> 	<p>table</p> 

December

already

—

clear



doctor



fix



great



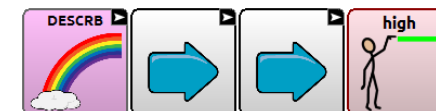
grow



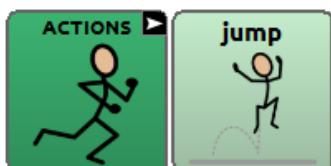
her



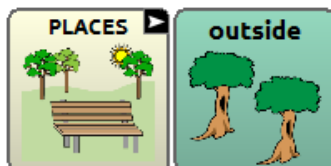
high



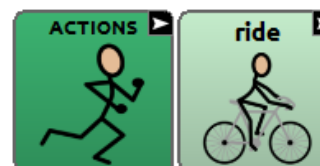
jump



outside



ride



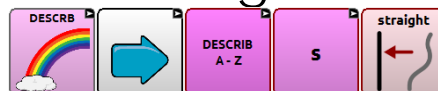
room



side

—

straight



wake



wash





A Year of Words



Individuals who are learning to use their AAC systems need lots of practice on their core vocabulary words. This packet contains 12 grids of core words, one for each month. Speech-language pathologists, educators, and families can keep the grid of the month handy, and use it as a reminder of which words to focus on for that month. Over the year, you will have given the AAC learner focused practice on 192 words that will help them communicate effectively across many environments and activities.

How to Use: Determine which symbol set(s) your learners have in their AAC systems (e.g., PCS/Boardmaker, SmartySymbols, Pixons, etc). Before the start of the month, insert the appropriate AAC symbol in each box and print the grid. Keep it handy as you provide focused language stimulation on those 16 words throughout the month. You may also want to share copies with the family and other team members.

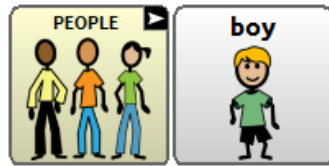
For more information on semantic intervention for individuals with significant communication challenges see our Vocabulary Instruction Round-Up at <http://bit.ly/SKQP5W>, a Pinterest board with activity ideas (<http://bit.ly/ZJVOqK>), and a SpringPad (<http://bit.ly/RPKosa>).

January

are



boy



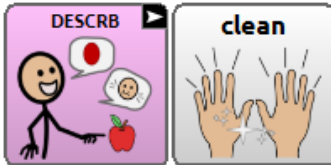
but



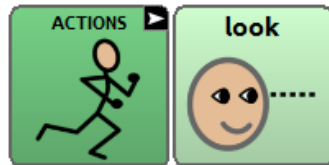
house



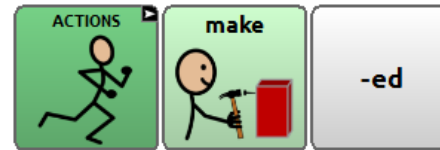
clean



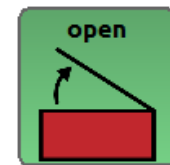
look



made



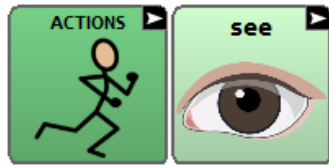
open



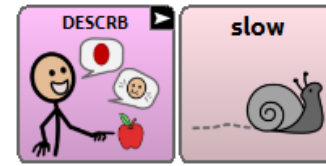
problem



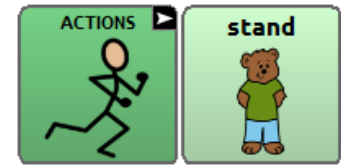
see



slow




stand



to



wait



when



yes

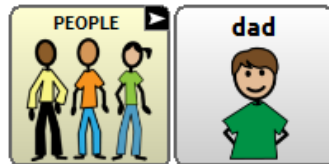


February

afraid



father



girl



how



hurt



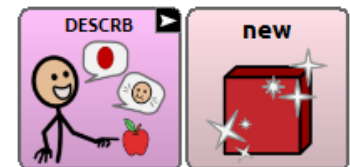
many



myself




new



school




sing



stuff/thing



thirsty



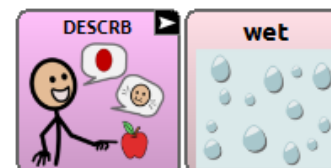
trouble

—

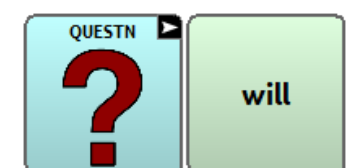
watch



wet



will

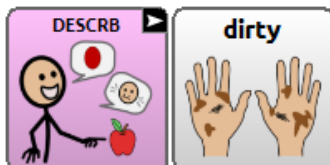


March

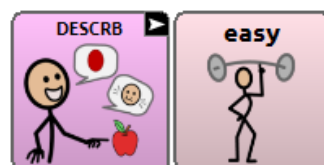
baby




dirty



easy



friend



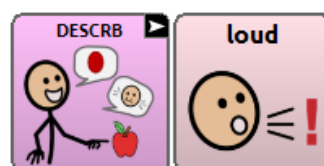
finish



home



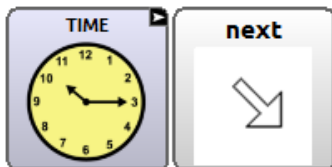
loud



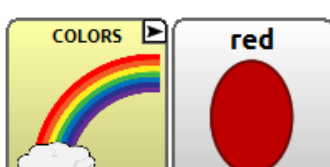
mother




next



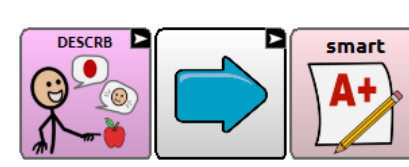
red



sleep



smart



teacher



toy



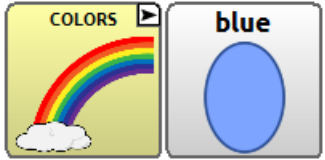
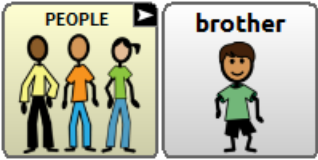
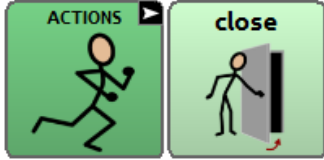
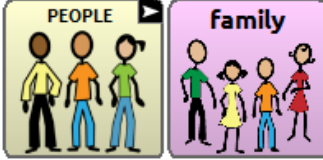


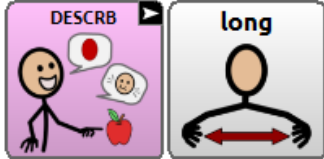

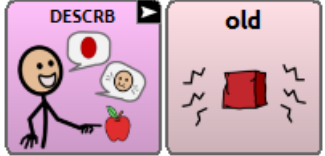
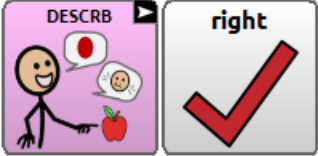
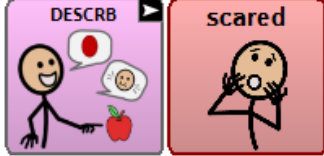



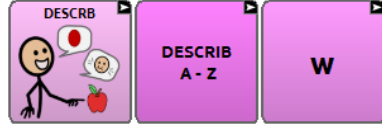
win







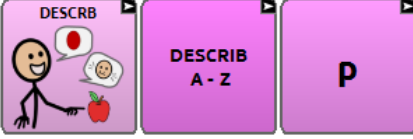
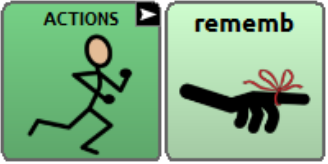

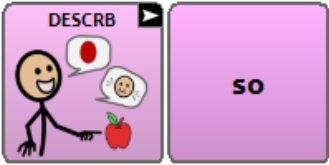
wrong
















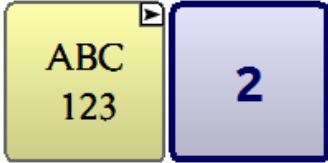


April

<p>blue</p> 	<p>brother</p> 	<p>close</p> 	<p>family</p> 
<p>head</p> 	<p>last</p> 	<p>long</p> 	<p>no</p> 
<p>old</p> 	<p>right</p> 	<p>scared</p> 	<p>soft</p> 
<p>thing</p> 	<p>top</p> 	<p>wash</p> 	<p>whole</p> <p>-could add to DESCRIBE A-Z</p> 

May

<p>bathroom</p> 	<p>car</p> 	<p>child</p> 	<p>confused</p> 
<p>green</p> 	<p>hard</p> 	<p>how much</p> 	<p>man</p> 
<p>mean</p> 	<p>never</p> 	<p>part</p> <p>-could add to DESCRIBE A-Z</p> 	<p>remember</p> 
<p>sister</p> 	<p>so</p> 	<p>today</p> 	<p>us</p> 

June

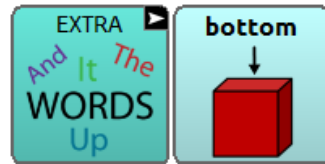
<p>About</p> <p>-could add to Extra Words</p> 	<p>back</p> 	<p>buy</p> 	<p>grandmother</p> 
<p>hand</p> 	<p>inside</p> 	<p>lose</p> 	<p>move</p> 
<p>okay</p> 	<p>people</p> 	<p>quiet</p> 	<p>short</p> 
<p>show</p> 	<p>two</p> 	<p>water</p> 	<p>yellow</p> 

July

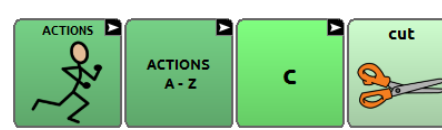
black



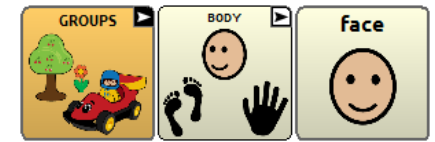
bottom



cut



face




foot




grandfather




high



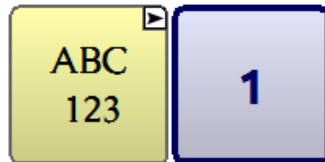
maybe



morning



one



really



share



something



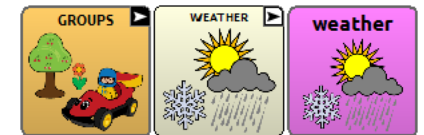
then



wear



weather



August

aide



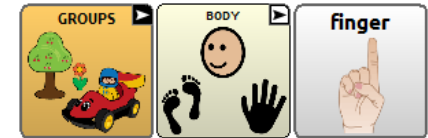
animal



clothes



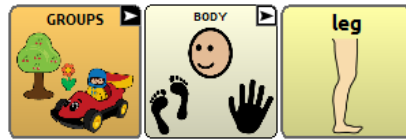
finger



from

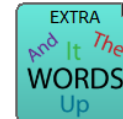


leg



only

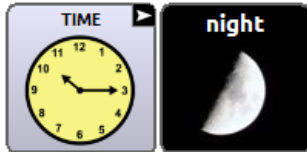
-could add to Extra Words



must



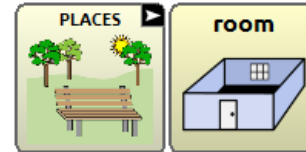
night



pick



room



stay



still

—

town



white



woman

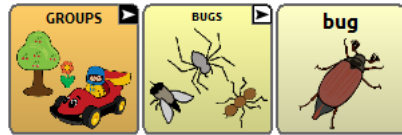


September

around



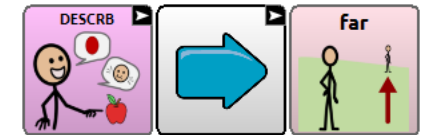
bug



cool



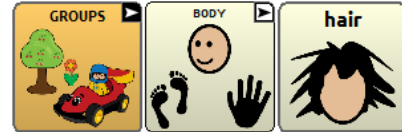
far



fly



hair



kind



less




lunch



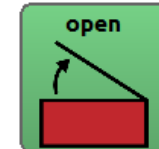
middle



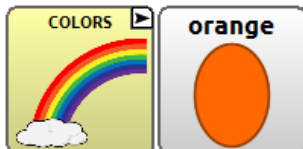
money



open



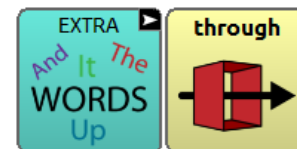
orange



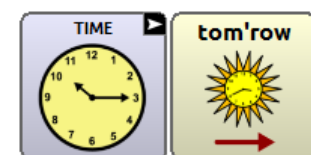
sometimes



through



tomorrow



October

afternoon



break



food



hide



hold



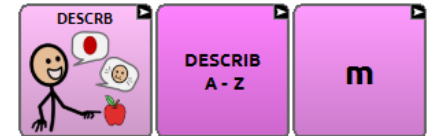
if



keep



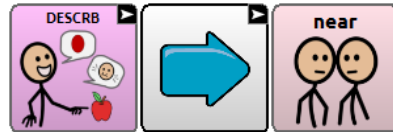
medium




most



near



never



party



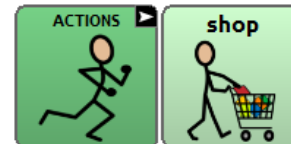
picture



quick



shop



story



November

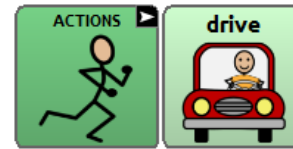
at



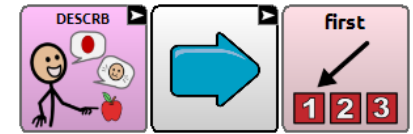
count



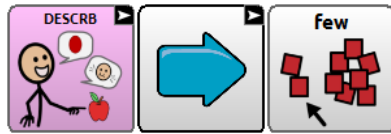
drive



first



few



his

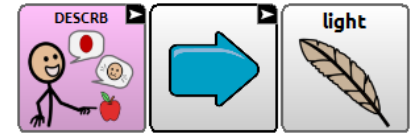


least

-could add to DESCRIBE A-Z



light

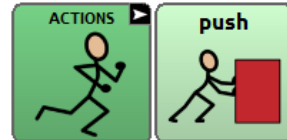


none

-could add to Extra Words



push

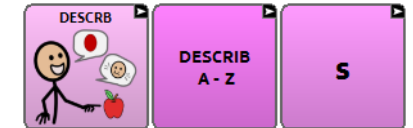


real




sharp

-could add to DESCRIBE A-Z




stand




street

-could add to PLACES



sun



table



December

already



clear



doctor



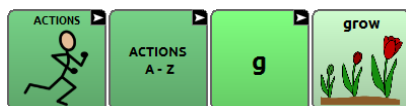
fix



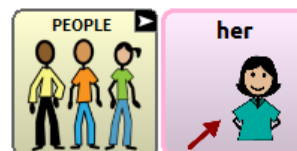
great




grow



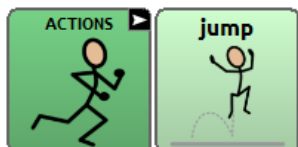
her



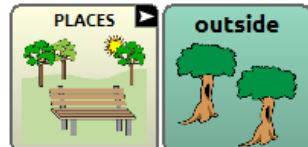
high



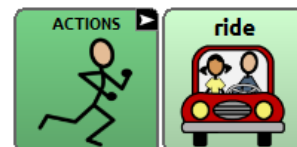
jump




outside



ride



room



side

—

straight



wake



wash

