

Let's Chat: Assistive Technology Recipes for Success!

Pete the Cat Rockin' In My School Shoes



What do you need?

Pete the Cat book, craft supplies (print outs, scissors, glue) you, and your child!


What do you say?

Core Vocab: It, that, my, go, more, like, feel + feeling vocab, do, read, make, what/where, play, want, stop, eat/ drink, turn, don't, I/you, help, need, put, look

<u>Language Purpose</u>	<u>One Word</u>	<u>Two Words</u>	<u>Three Words</u>
Requesting	want	Want that, want more	I want that, I want more
Commenting	Like, feel	I like, feel happy/ excited	I like that, I feel happy/ excited
Refusing	Don't, stop	Don't want, stop that	I don't want, You stop that
Directing	Turn, read	You turn, you read	You turn it, You read book/ it
Social	Do, turn, What?, Look!	My turn, I do, What do?	My turn go, I do it, What he do?

What do you do?

- Show your child the book and find a comfy place to read together. Tell her "want read!" As you read the story, let your child say "turn" or "I/you turn" to direct turning the pages to hear more of the book.
- This book is fun because you can sing it as you read. Get silly with your child and while you read make comments on his/her device about "What?" Pete the cat is doing, such as "read," "eat, drink" or "play." You can combine to two word combinations also, such as "he play" or "want read."
- You can also focus on other questions as well, such as "where?" or "who" by asking "where go?" when he is about to go outside to play or "who?" to talk about who he is going to see.
- After you finish reading it is time to make your own Pete the Cat. Let your child help you choose what Pete is going to wear by asking him/her "what?" and pointing to the clothing items. Use the templates to dress Pete the Cat. Take turns choosing different outfits by stating "my turn!" Then tell him/ her "do" or "put" as in "you do" or "you put" and point to a clothing item.
- Last, sing the Pete the Cat song with your child by substituting different clothing items, such as "rocking in my school shirt!" Let your child choose what action and clothing item he/she wants you to sing about, such as "read" in my school "glasses!" Most importantly, have fun!



Fine Motor Activity for Pete the Cat Rockin' in My School Shoes

Courtesy of: Megan S. Stratton, M.S., OTR/L

Materials:

Your favorite socks and shoes

What To Do:

Pete loves to dance in his bright red shoes. Let's practice putting on our favorite pair of shoes and socks. Go to your room and get your favorite socks and shoes. Then, find a good chair to sit in so that we can practice. It helps to sit in a chair to practice putting on our shoes! Next, bring one leg up and across your knee. Put both thumbs in the top of one sock, and stretch it open like a mouth ready for a big bite of food! Put the sock over all of your toes, and pull it up over your heel and all the way to your ankle. Now, put the other sock on your other foot the same way. You can put your shoes on this way, too. Ask an adult to help you with the laces if you need help.


Now, let's move like animals in our favorite shoes! You can move like different animals to make your whole body stronger. This helps with our coordination, too, so we can learn to play games with our friends.

Can you walk like a bear down the hallway?

Can you hop like a bunny in your bedroom?

Can you walk like a crab in the kitchen?

What other ways can you move in your favorite shoes? Have fun! 😊



Gross Motor Activity for Pete the Cat Rockin' in My School Shoes

Courtesy of: Katy Smotrys, PT DPT

What To Do:

Pete loves to explore and try new activities in his “school shoes.” Once you have your favorite pair of socks and shoes on from your fine motor activity, try some of these new “rockin” activities in a large area like your backyard, family room, or down a hallway. Have other family members and siblings participate to make it more fun.

-Show off your favorite shoes by walking on your heels. See how far you can go without stopping. Now, try walking on your tiptoes instead. Have a race to see who can go the fastest.

-March back and forth to show off your shoes. Make sure to bend your hips and knees to get your shoes up high so everyone can see them.

-Stand on 1 foot and kick your other leg back and forth to “rock” in your shoes. How many kicks can you do in a row? Now switch the leg that you are standing on and try kicking on the other side.

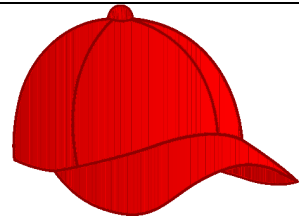
-Have a “rockin” dance contest and showcase your best dance moves. Can you replicate your family members’ moves?

-Using only body movements, play Charades and act out the different places that Pete visited in the book. Can your family guess where Pete went in his “school shoes?”

Get Pete the Cat Dressed!

Look at the clothes provided and decide what Pete would wear to school, in the summer or winter.





Guys Shirt Template

