










TELL ME!

SymbolStix Symbols

Satillo 96 Locations Based on WordPower™ 60 Basic

what	when	where	ABC	PEOPLE	QUESTN	ACTIONS	SOCIAL	PLACES	TIME	GROUPS	DESCRB
I	me	how	who	why	again	please	thank you	problem	now	bad	good
my/mine	am	to	be	feel	give	listen	happy	sad	tired	okay	cool
it	is	will	come	hurt	hear	know	that	a	the	and	more
you	can	eat	drink	finish	get	love	make	need	all	at	some
your	do	go	help	open	put	say/talk	see/look	first	then	for	on
here	have	like	play	read	stop	walk	show	wait min	in	up	off
yes	no/don't	want	take	tell	turn	watch	wear	work	out	down	with

2141 Township Road 112
Millersburg, OH 44654 | 1-877-397-0178 | info@satillo.com | www.satillo.com



TELL ME! PCS Symbols





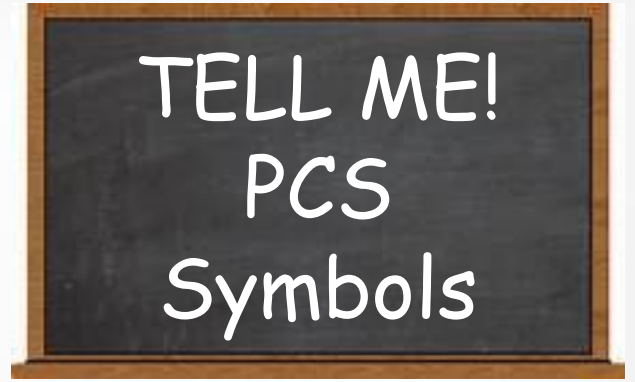
Core FirstSM 8x10
tobiSM dynamilis












Core Words

Editable version available on BoardmakerOnline.com

what	I	is	want	tell	need	not	an	all	
who	you	can	like	take	know	more	@	some	
where	it	do	→	think	come	a	because	none	Little Words
when	he	have	stop	see	let	&	but	here	
why	she	help	put	say	feel	the	for	there	
how	me	will	get	find	read	that	to	before	
which	my	give	make	try	happen	this	with	after	
+	+	eat	drink	play	Actions	of	from	later	

Made with Boardmaker® and the Picture Communication Symbols © 1981-2017, Tobi Dynamilis, Mayer, Johnson, 2100 Wharton St., Suite 400, Pittsburgh, PA 15203 U.S.A.
Phone: (412) 548-4148, www.mayer-johnson.com





TELL ME!
Minspeak Symbols

Time to read and write!

finished	mine	little	up	yes	good	some	no	down	out	off	bad
me	my	wear	am	please	that	and	in	what	a	+s	there
i	we	are	is	were	was	on	to	SPELL/NU	an	the	end
you	they	new	play	like	work	have	feel	read	more	fast	stop
it	he	want	all	come	time	do	go	get	big	color	help
she	look	slow	hear	think	right	said	live	love	follow	ride	put
CLEAR	not	talk	sit	eat	find	make	need	drink	watch	turn	sleep



Hello! Welcome to the Virtual TELL ME classroom!

These classrooms were created by Maggie Judson and Jeanna Antrim, of @basscAAC. They have produced blog posts for each book in the TELL ME series on the PrAACtical AAC Blog Site. The classrooms provide links to each blog post, video recordings of book readings with aided language input on three different vocabulary systems, as well as a link to Carol Zangari's training webinar for the TELL ME curriculum. We hope you enjoy using these classrooms!