

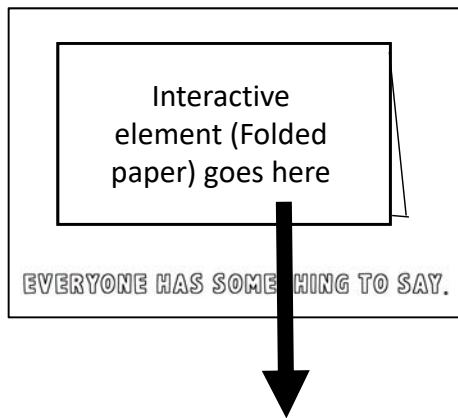
AAC Awareness Month

Bulletin Board Materials

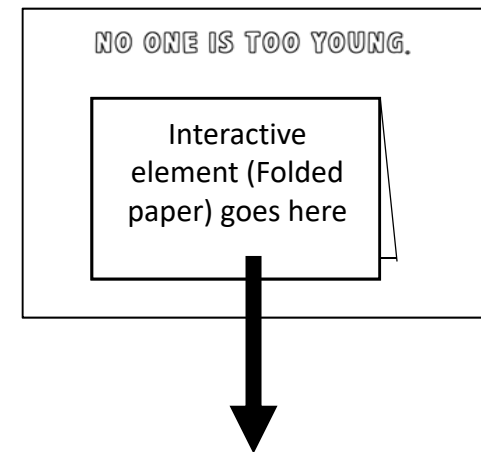
www.PrAACticalAAC.org

AAC Awareness Interactive Bulletin Board

- To save printing costs, these are black-line pages that can be printed on color paper. They print really well on AstroBright colors.
- You can use the AAC letters as a title or banner. You can use the posters on the first few slides however you wish.
- The remaining slides will have a folded paper on them as shown below.



These pages are designed to form a backdrop for interactive elements. Add one folded, lift-the-flap paper to each page like this. Use 1, 2, or all of them.

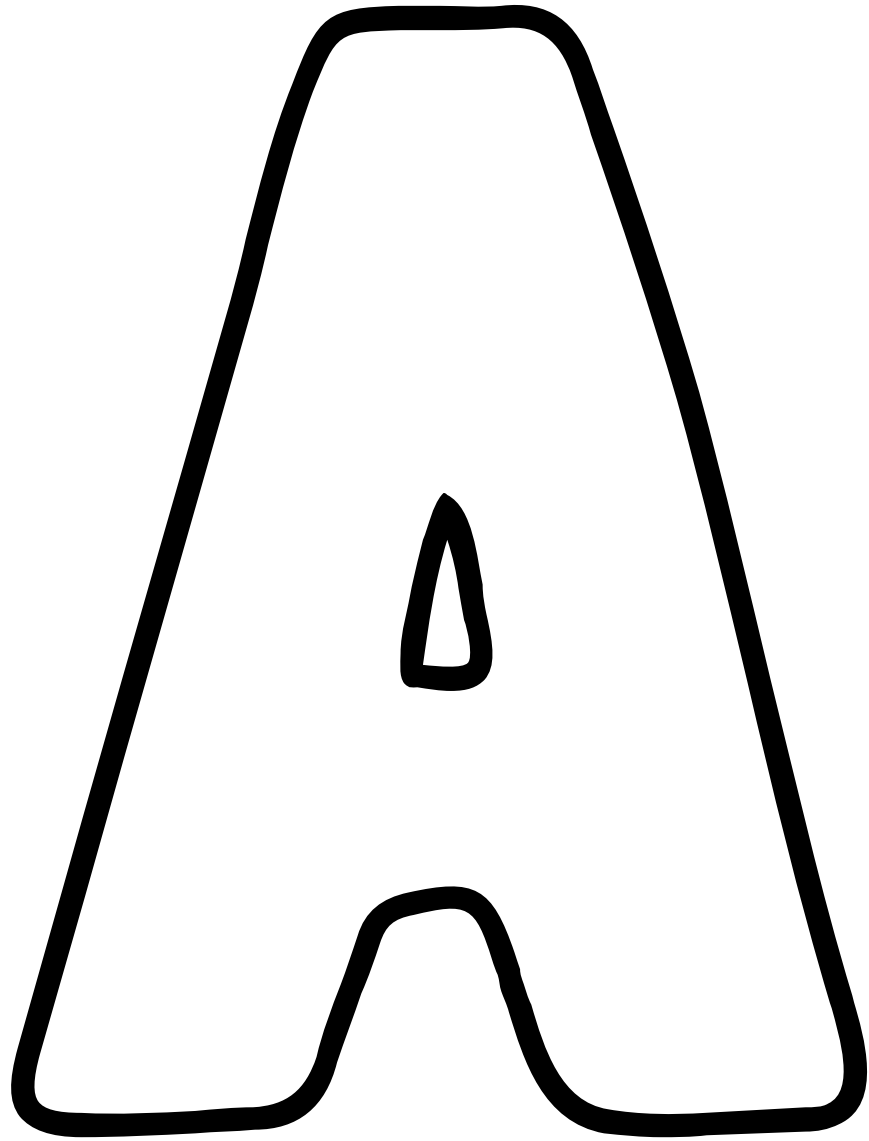


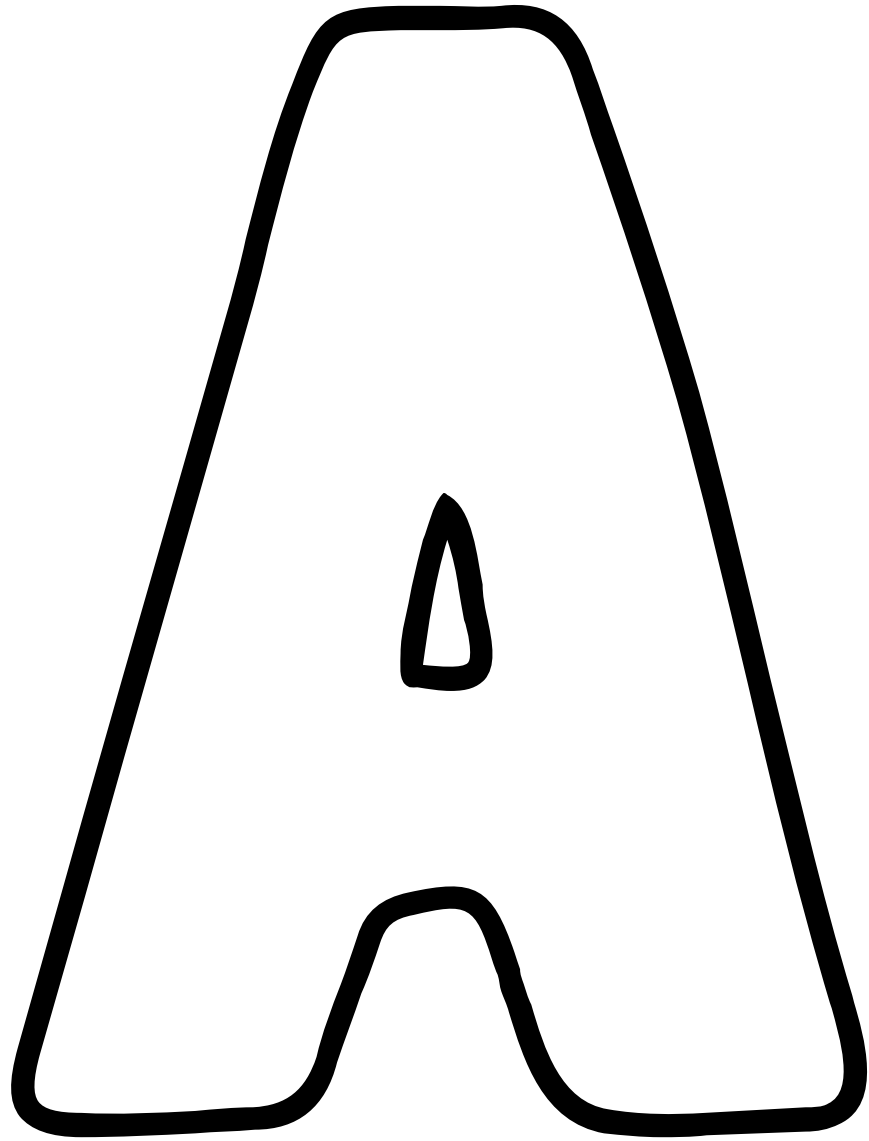
These are outside images for the lift-the-flap pages.




These images go inside of the lift-the-flap pages.












October is



AAAC

Awareness Month





AAC


helps us reach
for the stars.

Help us navigate

a path to

AAC

success.



AAC
Devices

Natural
Speech

Movement

AAC

Text -
To -
Speech

Pictures

Communication
Books

Behavior

Icons

Communication
Boards

Mobile
Devices

Writing

Partner
Assisted
Scanning

Manual
Signs

PECS

PODD
Books

SGDs

Sounds

Switches

Gestures

Eye
Gaze

AAC support lives here.

AAC support lives here.

Everyone has something to say.

Everyone has something to say.

Every voice matters.

Every voice matters.

No one is too old.

No one is too old.

No one is too Young.

No one is too Young.

No one is too Anything.

No one is too Anything.

Communication = Connection

Communication = Connection


Everyone Deserves a voice.

Everyone Deserves a voice.

Interactive Bulletin Board Elements


These are designed to be folded in half with the text on the inside flap.

On the outside, you can paste a star, spaceship, or astronaut.






Help us soar!



Help us reach for the stars!




The sky is the limit!


Print, cut out, & paste to the front flap



Let's connect!




Shine on!



We're going places!

Print, cut out, & paste to the front flap

How do you talk to someone
who cannot speak?



Start with 'hello.'



**How do you talk to someone
who cannot speak?**



With real interest in connecting

**How do you talk to someone
who cannot speak?**



**Slow down & wait for me to respond. It
takes time to communicate with AAC.**

How do you talk to someone
who cannot speak?



Talk to ME, not my aide, teacher,
or friend.

**How do you talk to someone
who cannot speak?**



**With compassion & respect. When
provided with appropriate supports, we
can learn what you teach us.**

**How do you talk to someone
who cannot speak?**



**Listen with your ears & your eyes. We
communicate in many ways.**

**How do you talk to someone
who cannot speak?**



**When you can, use AAC supports when we speak.
Seeing you use AAC helps me learn.**

How can I learn more?



So glad you asked! Contact _____

We'd love to share!