



A Year of Words



Individuals who are learning to use their AAC systems need lots of practice on their core vocabulary words. This packet contains 12 grids of core words, one for each month. Speech-language pathologists, educators, and families can keep the grid of the month handy, and use it as a reminder of which words to focus on for that month. Over the year, you will have given the AAC learner focused practice on 192 words that will help them communicate effectively across many environments and activities.

How to Use: Determine which symbol set(s) your learners have in their AAC systems (e.g., PCS/Boardmaker, SmartySymbols, Pixons, etc). Before the start of the month, insert the appropriate AAC symbol in each box and print the grid. Keep it handy as you provide focused language stimulation on those 16 words throughout the month. You may also want to share copies with the family and other team members.

For more information on semantic intervention for individuals with significant communication challenges see our Vocabulary Instruction Round-Up at <http://bit.ly/SKQP5W>, a Pinterest board with activity ideas (<http://bit.ly/ZJVOqK>), and a SpringPad (<http://bit.ly/RPKosa>).

January

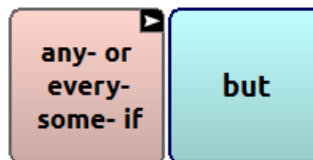
are



boy



but




house



clean



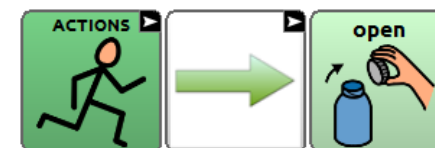
look



made




open



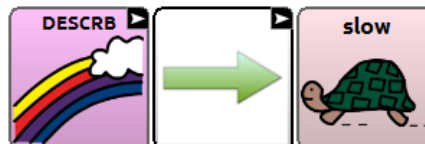
problem



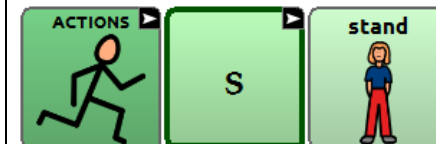
see



slow



stand



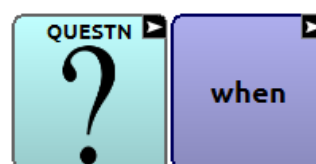
to




wait



when

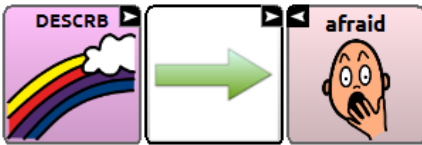


yes




February

afraid



father



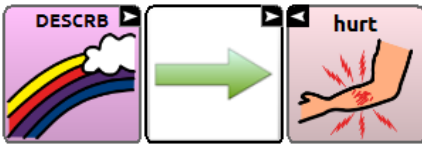
girl



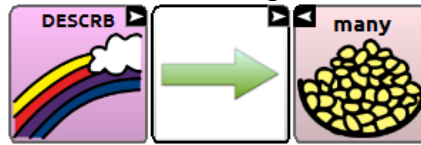
how




hurt



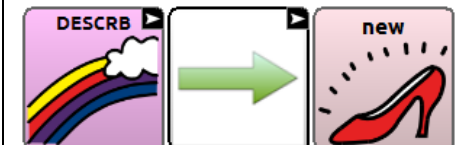
many




myself



new



school



sing



stuff/thing



thirsty



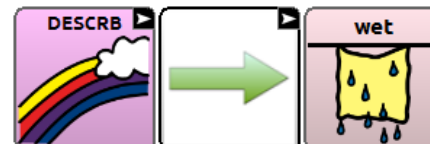
trouble

—

watch



wet



will

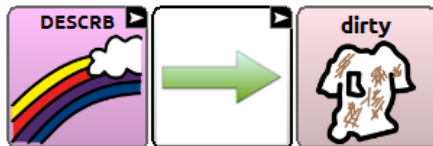


March

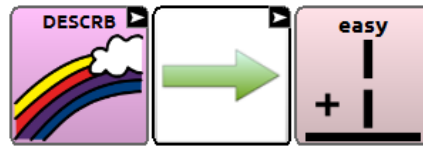
baby



dirty



easy



friend



finish



home



loud



mother



next



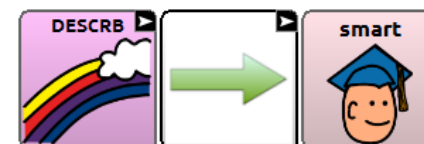
red



sleep



smart



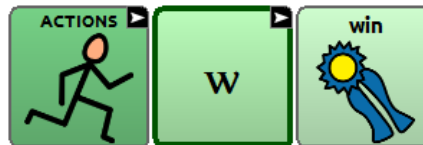
teacher



toy



win



wrong




April

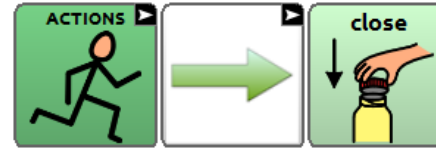
blue




brother



close



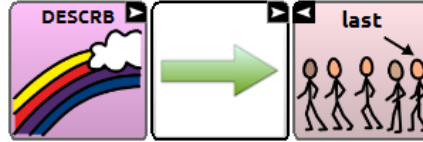
family



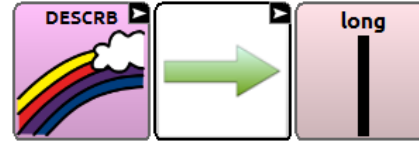
head



last




long



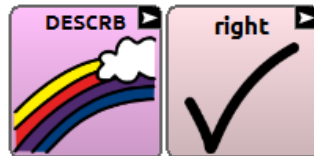
no



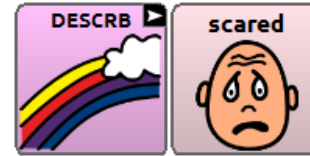
old



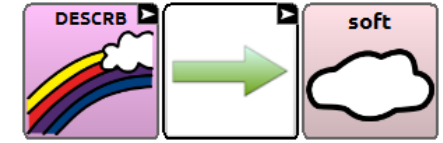
right



scared



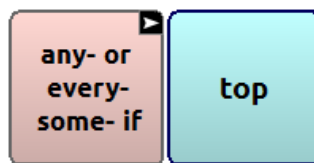
soft



thing



top
















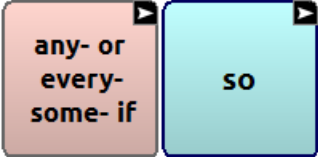


wash



whole

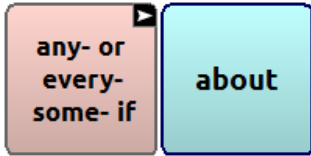


May

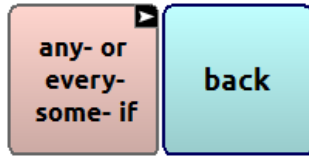
<p>bathroom</p> 	<p>car</p> 	<p>child</p> 	<p>confused</p> 
<p>green</p> 	<p>hard</p> 	<p>how much</p> 	<p>man</p> 
<p>mean</p> 	<p>never</p> 	<p>part</p> <p>-could add to DESCRIBE A-Z</p> 	<p>remember</p> 
<p>sister</p> 	<p>so</p> 	<p>today</p> 	<p>us</p> 

June


about



back



buy



grandmother




hand



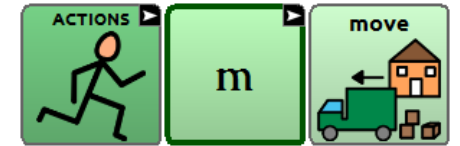
inside



lose



move



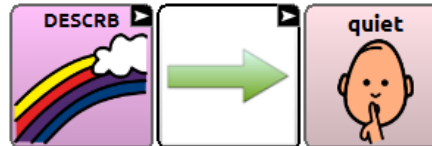
okay



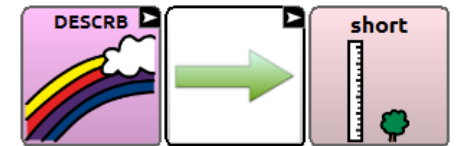
people



quiet



short



show



two



water



yellow

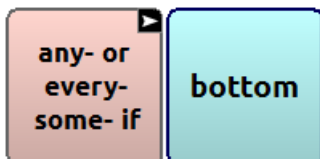


July

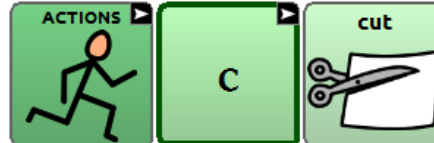
black



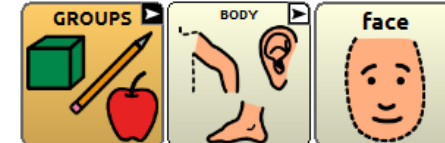
bottom



cut



face



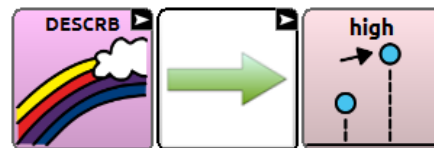
foot



grandfather



high



maybe



morning



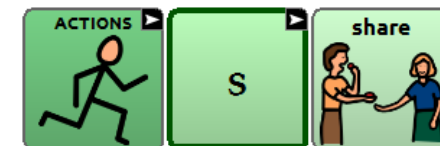
one



really



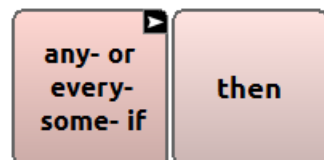
share



something




then



wear



weather



August

aide



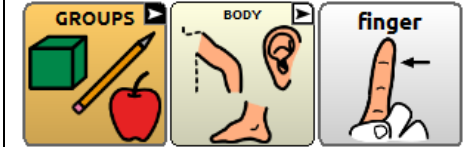
animal



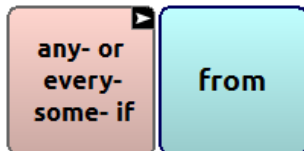
clothes



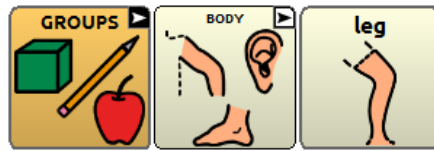
finger



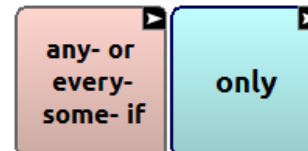
from



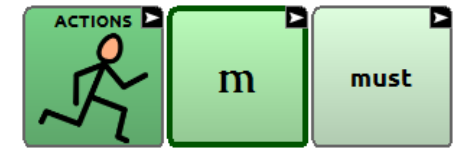
leg




only




must



night



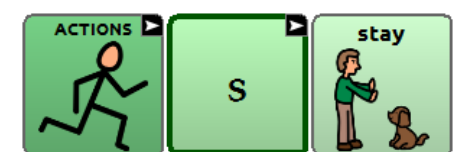
pick



room



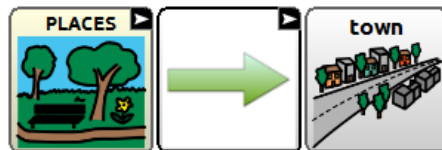
stay



still

—


town



white

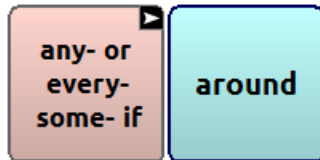


woman




September

around



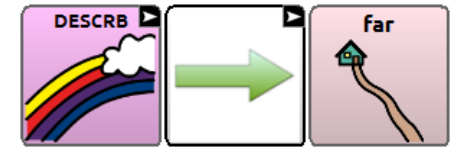
bug



cool



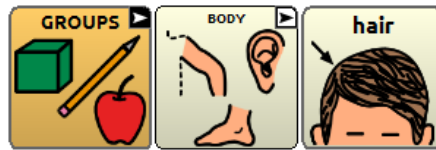
far



fly



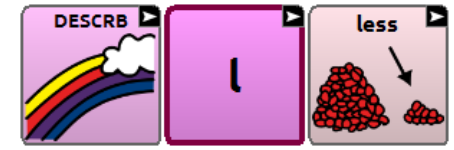
hair



kind



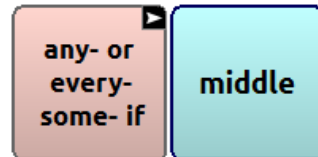
less




lunch



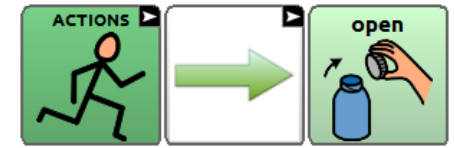
middle



money



open



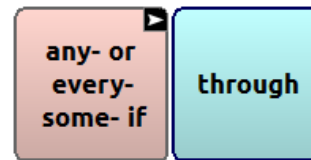
orange




sometimes



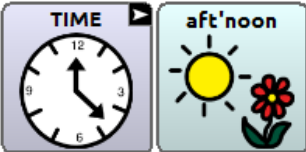


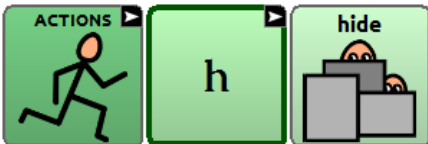
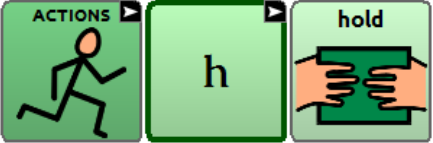
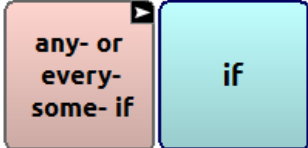
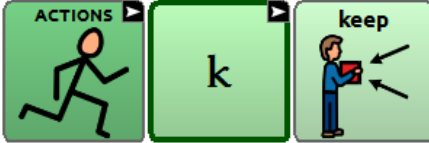









through







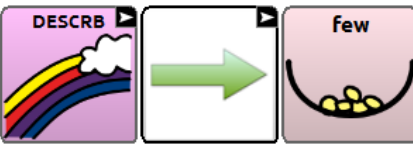


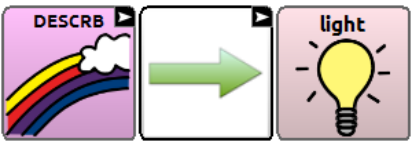
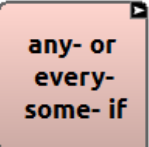

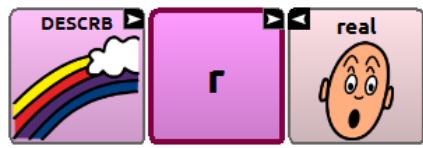




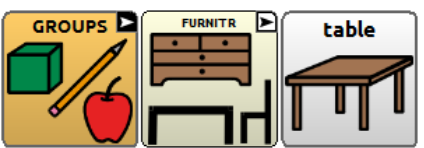
tomorrow















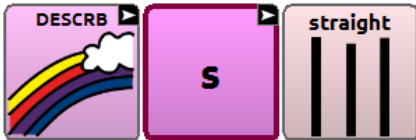


October

<p>afternoon</p> 	<p>break</p> 	<p>food</p> 	<p>hide</p> 
<p>hold</p> 	<p>if</p> 	<p>keep</p> 	<p>medium</p> <p>-could add to DESCRIBE A-Z</p> 
<p>most</p> <p>-could add to DESCRIBE A-Z</p> 	<p>near</p> 	<p>never</p> 	<p>party</p> 
<p>picture</p> 	<p>quick</p> 	<p>shop</p> 	<p>story</p> 

November

<p>at</p> 	<p>count</p> 	<p>drive</p> 	<p>first</p> 
<p>few</p> 	<p>his</p> 	<p>least</p> <p>-could add to DESCRIBE A-Z</p> 	<p>light</p> 
<p>none</p> <p>-could add to</p> 	<p>push</p> 	<p>real</p> 	<p>sharp</p> <p>-could add to DESCRIBE A-Z</p> 
<p>stand</p> 	<p>street</p> <p>-could add to PLACES</p> 	<p>sun</p> 	<p>table</p> 

December

<p>already -could add to</p> 	<p>clear</p> 	<p>doctor</p> 	<p>fix</p> 
<p>great</p> 	<p>grow</p> 	<p>her</p> 	<p>high</p> 
<p>jump</p> 	<p>outside</p> 	<p>ride</p> 	<p>room</p> 
<p>side</p> <p>—</p>	<p>straight</p> 	<p>wake</p> 	<p>wash</p> 



A Year of Words



Individuals who are learning to use their AAC systems need lots of practice on their core vocabulary words. This packet contains 12 grids of core words, one for each month. Speech-language pathologists, educators, and families can keep the grid of the month handy, and use it as a reminder of which words to focus on for that month. Over the year, you will have given the AAC learner focused practice on 192 words that will help them communicate effectively across many environments and activities.

How to Use: Determine which symbol set(s) your learners have in their AAC systems (e.g., PCS/Boardmaker, SmartySymbols, Pixons, etc). Before the start of the month, insert the appropriate AAC symbol in each box and print the grid. Keep it handy as you provide focused language stimulation on those 16 words throughout the month. You may also want to share copies with the family and other team members.

For more information on semantic intervention for individuals with significant communication challenges see our Vocabulary Instruction Round-Up at <http://bit.ly/SKQP5W>, a Pinterest board with activity ideas (<http://bit.ly/ZJVOqK>), and a SpringPad (<http://bit.ly/RPKosa>).

January


are



boy



but



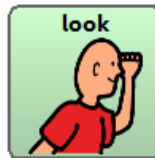
house



clean



look



made



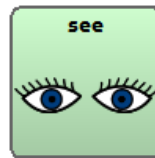
open



problem



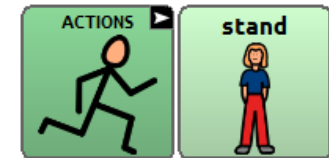
see



slow



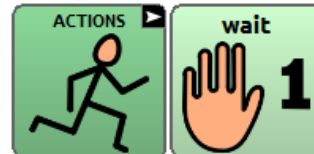
stand



to



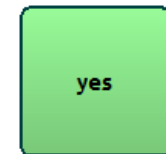
wait



when



yes



February

afraid



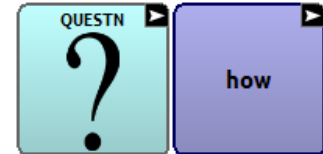
father



girl



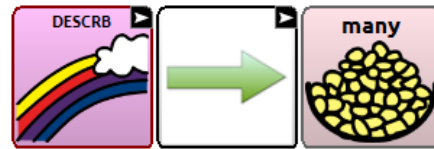
how



hurt



many




myself



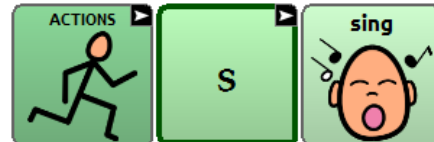
new



school



sing



stuff/thing



thirsty



trouble

—

watch



wet



will



March

baby



dirty



easy



friend



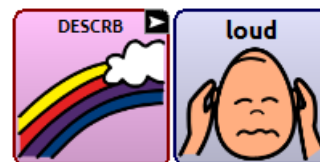
finish




home



loud



mother



next



red




sleep



smart



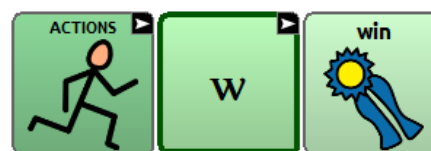
teacher



toy



win

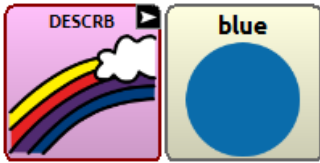


wrong

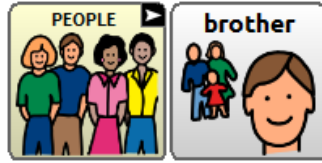


April


blue




brother



close



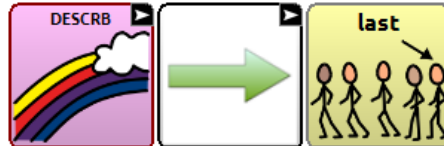
family



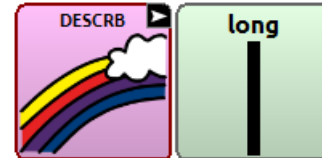
head



last



long



no



old



right




scared



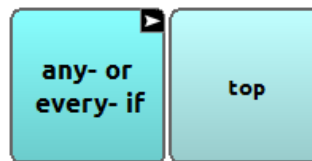
soft



thing



top

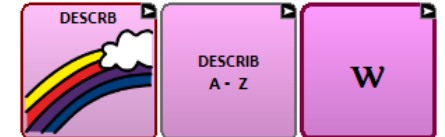


wash



whole

-could add to DESCRIBE A-Z



May

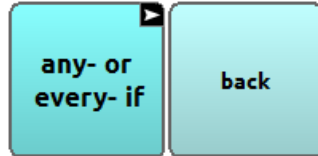
<p>bathroom</p> 	<p>car</p> 	<p>child</p> 	<p>confused</p> 
<p>green</p> 	<p>hard</p> 	<p>how much</p> 	<p>man</p> 
<p>mean</p> 	<p>never</p> 	<p>part</p> <p>-could add to DESCRIBE A-Z</p> 	<p>remember</p> 
<p>sister</p> 	<p>so</p> 	<p>today</p> 	<p>us</p> 

June

about



back



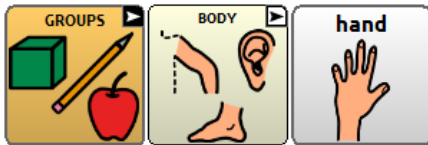
buy



grandmother



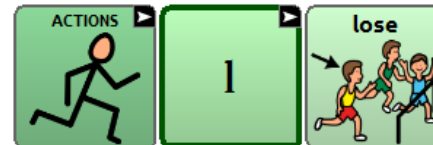
hand



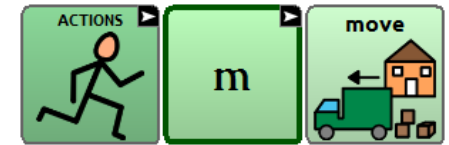
inside



lose



move



okay



people



quiet



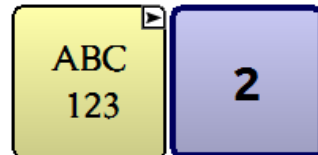
short



show



two



water



yellow

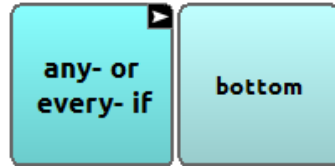


July

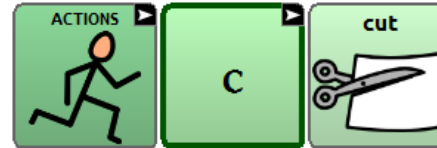
black



bottom



cut



face



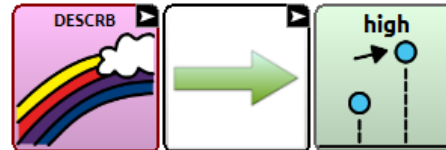
foot



grandfather



high



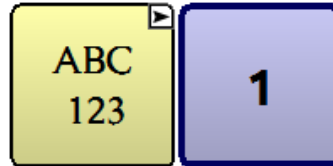
maybe



morning



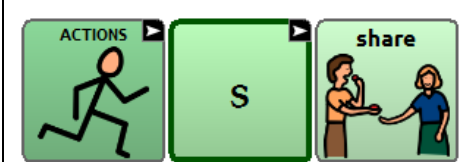
one



really



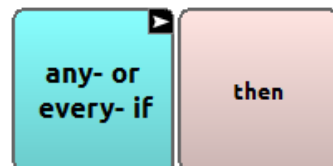
share



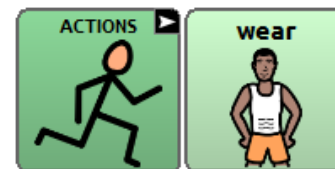
something




then



wear



weather



August

aide



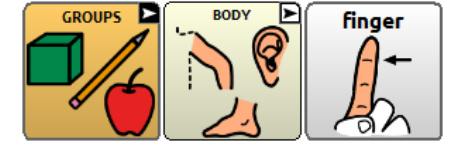
animal



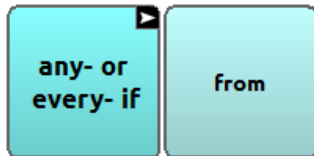
clothes



finger



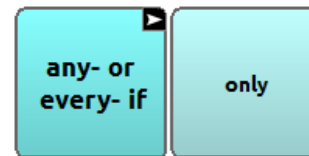
from



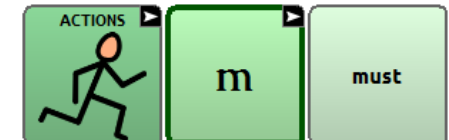
leg



only




must




night



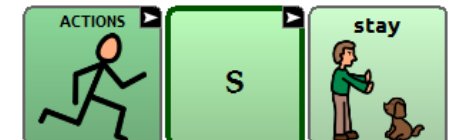
pick



room



stay



still

—

town



white

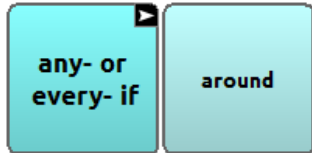


woman




September

around



bug



cool



far



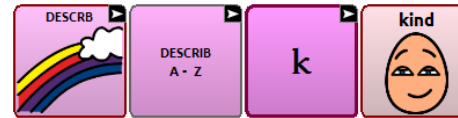
fly



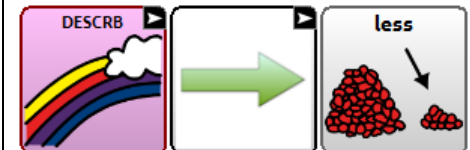
hair



kind



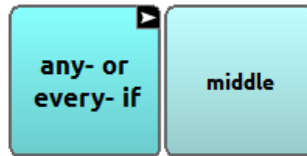
less



lunch



middle



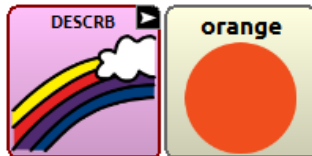
money



open



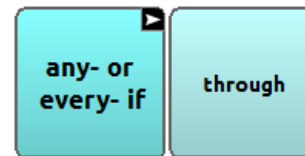
orange



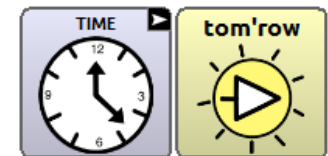
sometimes



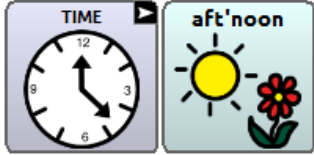


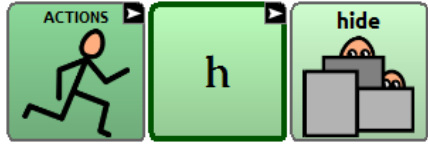
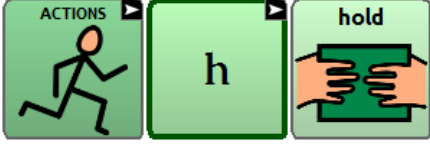
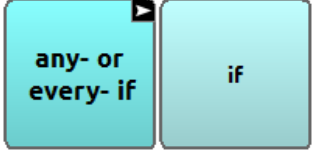

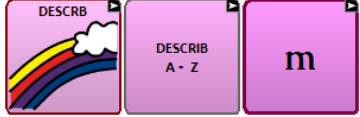
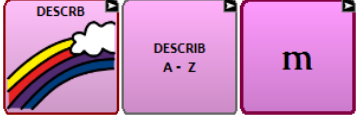
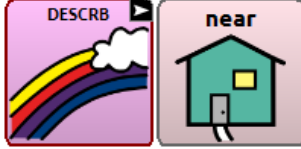






through




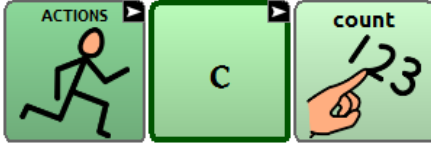

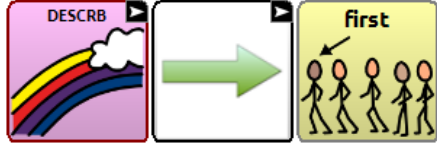


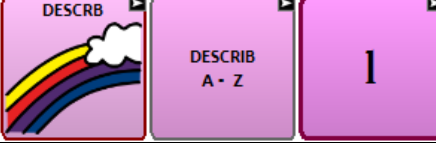


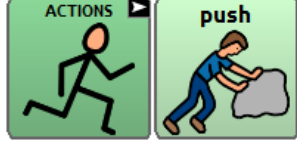
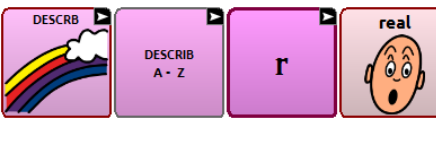





tomorrow



October

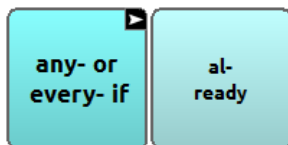
<p>afternoon</p> 	<p>break</p> 	<p>food</p> 	<p>hide</p> 
<p>hold</p> 	<p>if</p> 	<p>keep</p> 	<p>medium</p> <p>-could add to DESCRIBE A-Z</p> 
<p>most</p> <p>-could add to DESCRIBE A-Z</p> 	<p>near</p> 	<p>never</p> 	<p>party</p> 
<p>picture</p> 	<p>quick</p> 	<p>shop</p> 	<p>story</p> 

November

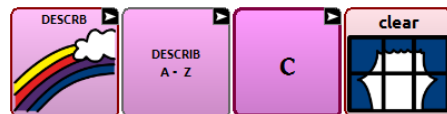
<p>at</p> 	<p>count</p> 	<p>drive</p> 	<p>first</p> 
<p>few</p> 	<p>his</p> 	<p>least</p> <p>-could add to DESCRIBE A-Z</p> 	<p>light</p> 
<p>none</p> <p>-could add to</p> 	<p>push</p> 	<p>real</p> 	<p>sharp</p> <p>-could add to DESCRIBE A-Z</p> 
<p>stand</p> 	<p>street</p> <p>-could add to PLACES</p> 	<p>sun</p> 	<p>table</p> 

December

already



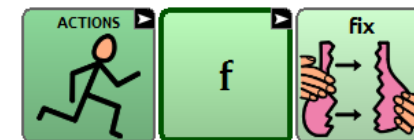
clear



doctor




fix



great



grow



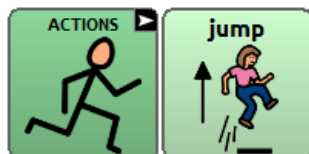
her



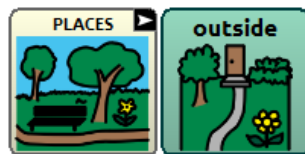
high



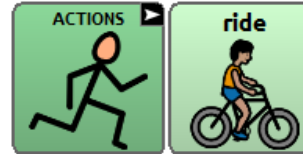
jump




outside



ride



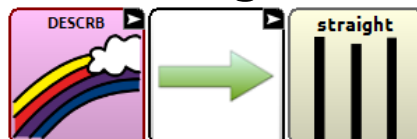
room




side

—

straight



wake



wash





A Year of Words



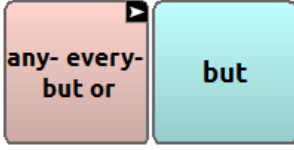










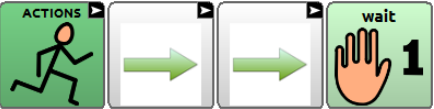




Individuals who are learning to use their AAC systems need lots of practice on their core vocabulary words. This packet contains 12 grids of core words, one for each month. Speech-language pathologists, educators, and families can keep the grid of the month handy, and use it as a reminder of which words to focus on for that month. Over the year, you will have given the AAC learner focused practice on 192 words that will help them communicate effectively across many environments and activities.

How to Use: Determine which symbol set(s) your learners have in their AAC systems (e.g., PCS/Boardmaker, SmartySymbols, Pixons, etc). Before the start of the month, insert the appropriate AAC symbol in each box and print the grid. Keep it handy as you provide focused language stimulation on those 16 words throughout the month. You may also want to share copies with the family and other team members.

For more information on semantic intervention for individuals with significant communication challenges see our Vocabulary Instruction Round-Up at <http://bit.ly/SKQP5W>, a Pinterest board with activity ideas (<http://bit.ly/ZJVOqK>), and a SpringPad (<http://bit.ly/RPKosa>).

January

<p>are</p> 	<p>boy</p> 	<p>but</p> 	<p>house</p> 
<p>clean</p> 	<p>look</p> 	<p>made</p> 	<p>open</p> 
<p>problem</p> 	<p>see</p> 	<p>slow</p> 	<p>stand</p> 
<p>to</p> 	<p>wait</p> 	<p>when</p> 	<p>yes</p> 

February

afraid



father



girl



how



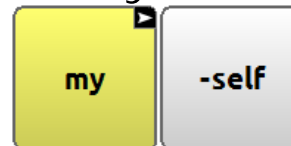
hurt



many



myself



new



school



sing



stuff/thing



thirsty



trouble

—


watch



wet



will

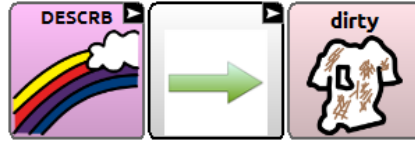


March

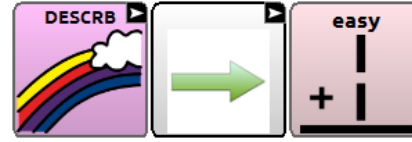
baby




dirty



easy



friend



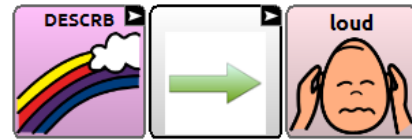
finish



home



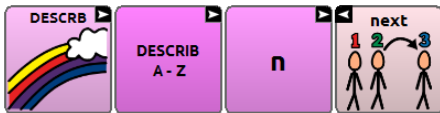
loud



mother



next



red



sleep



smart



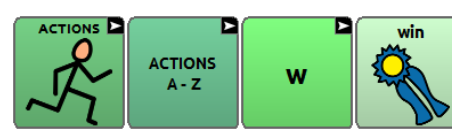
teacher



toy



win



wrong



April

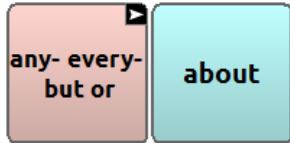
<p>blue</p>	<p>brother</p>	<p>close</p>	<p>family</p>
<p>head</p>	<p>last</p>	<p>long</p>	<p>no</p>
<p>old</p>	<p>right</p>	<p>scared</p>	<p>soft</p>
<p>thing</p>	<p>top</p>	<p>wash</p>	<p>whole</p> <p>-could add to DESCRIBE A-Z</p>

May

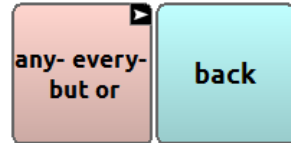
<p>bathroom</p>	<p>car</p>	<p>child</p>	<p>confused</p>
<p>green</p>	<p>hard</p>	<p>how much</p>	<p>man</p>
<p>mean</p>	<p>never</p>	<p>part</p> <p>-could add to DESCRIBE A-Z</p>	<p>remember</p>
<p>sister</p>	<p>so</p>	<p>today</p>	<p>us</p>

June

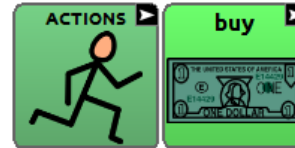
about



back



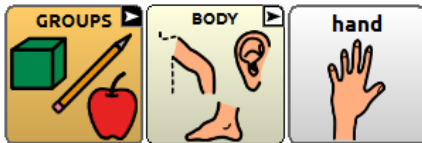
buy



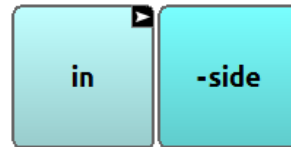
grandmother



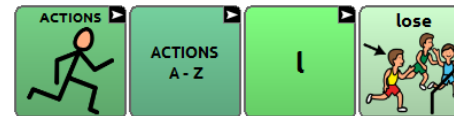
hand



inside



lose



move



okay



people



quiet



short



show



two




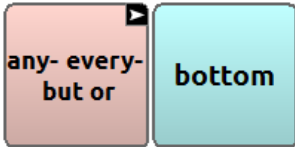











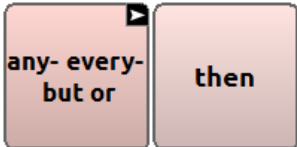


water









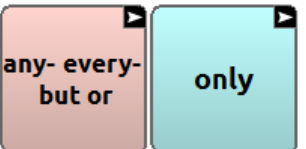

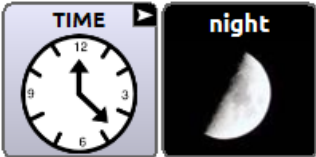






yellow



July

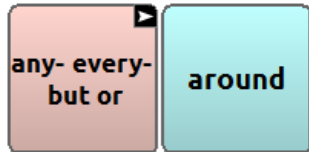
<p>black</p> 	<p>bottom</p> 	<p>cut</p> 	<p>face</p> 
<p>foot</p> 	<p>grandfather</p> 	<p>high</p> 	<p>maybe</p> 
<p>morning</p> 	<p>one</p> 	<p>really</p> 	<p>share</p> 
<p>something</p> 	<p>then</p> 	<p>wear</p> 	<p>weather</p> 

August


<p>aide</p> 	<p>animal</p> 	<p>clothes</p> 	<p>finger</p> 
<p>from</p> 	<p>leg</p> 	<p>only</p> 	<p>must</p> 
<p>night</p> 	<p>pick</p> 	<p>room</p> 	<p>stay</p> 
<p>still</p> <p>—</p>	<p>town</p> 	<p>white</p> 	<p>woman</p> 

September

around



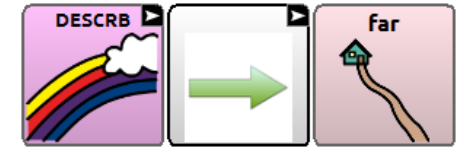
bug



cool



far



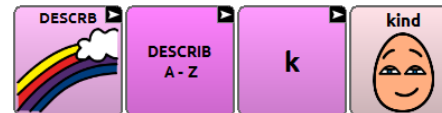
fly



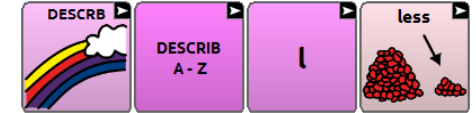
hair



kind



less



lunch



middle



money



open



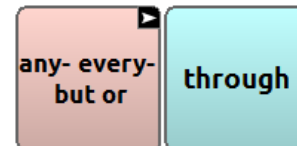
orange




sometimes



through

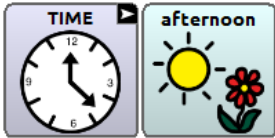


tomorrow



October


afternoon



break



food



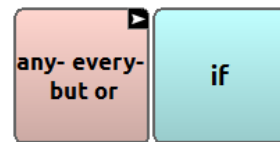
hide



hold



if

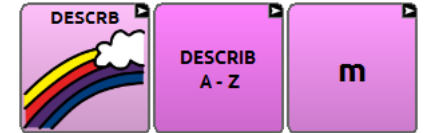


keep



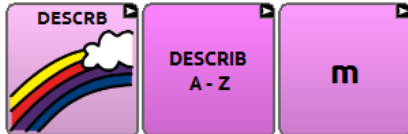
medium

-could add to DESCRIBE A-Z



most


-could add to DESCRIBE A-Z



near




never



party



picture



quick



shop




story



November


at



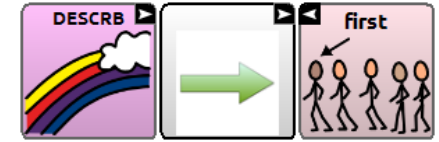
count



drive



first



few



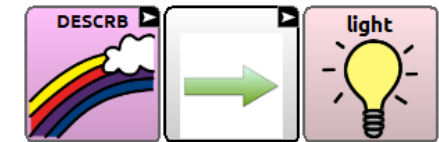
his



least

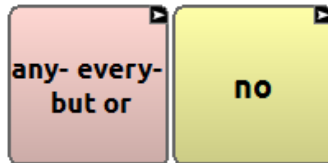
-could add to DESCRIBE A-Z

light



none

-could add to



push



real



sharp

-could add to DESCRIBE A-Z




stand




street

-could add to PLACES



sun



table

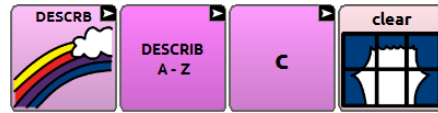


December

already

—

clear



doctor



fix



great



grow



her




high



jump



outside



ride



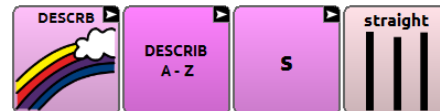
room



side

—

straight



wake



wash





A Year of Words



Individuals who are learning to use their AAC systems need lots of practice on their core vocabulary words. This packet contains 12 grids of core words, one for each month. Speech-language pathologists, educators, and families can keep the grid of the month handy, and use it as a reminder of which words to focus on for that month. Over the year, you will have given the AAC learner focused practice on 192 words that will help them communicate effectively across many environments and activities.

How to Use: Determine which symbol set(s) your learners have in their AAC systems (e.g., PCS/Boardmaker, SmartySymbols, Pixons, etc). Before the start of the month, insert the appropriate AAC symbol in each box and print the grid. Keep it handy as you provide focused language stimulation on those 16 words throughout the month. You may also want to share copies with the family and other team members.

For more information on semantic intervention for individuals with significant communication challenges see our Vocabulary Instruction Round-Up at <http://bit.ly/SKQP5W>, a Pinterest board with activity ideas (<http://bit.ly/ZJVOqK>), and a SpringPad (<http://bit.ly/RPKosa>).

January

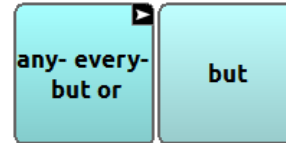
are



boy



but



house




clean



look



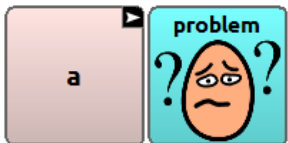
made



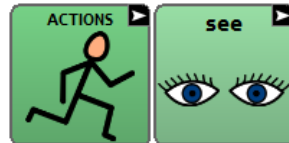
open



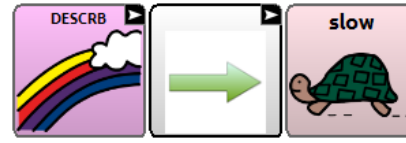
problem



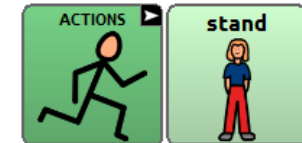
see



slow



stand



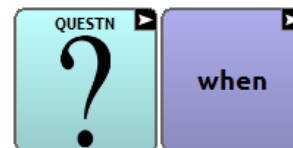
to



wait



when



yes



February

afraid



father



girl



how




hurt



many




myself



new




school



sing



stuff/thing



thirsty



trouble

—

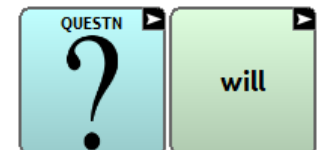
watch



wet



will



March

baby



dirty



easy




friend



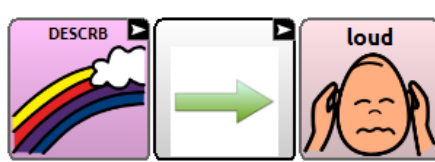
finish



home



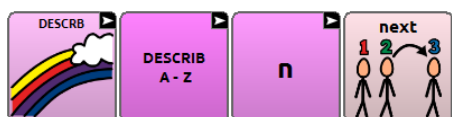
loud



mother



next



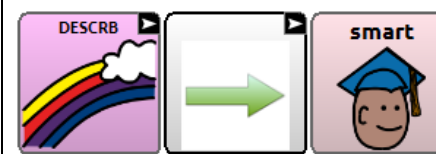
red




sleep



smart



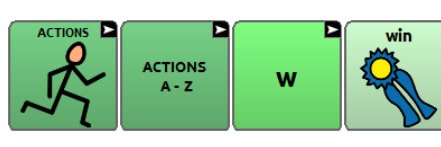
teacher



toy



win

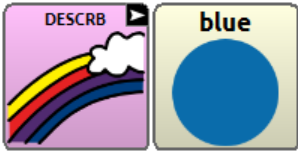


wrong




April


blue




brother



close



family



head



last



long



no



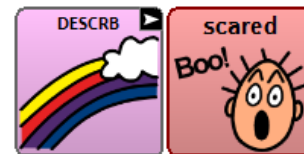
old



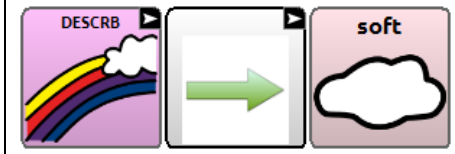
right



scared



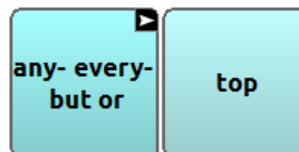
soft



thing



top



wash



whole



May

bathroom



car



child



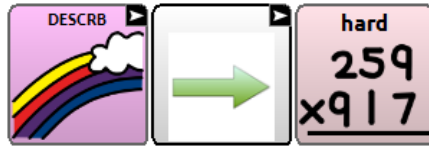
confused



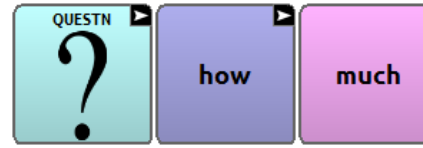
green



hard



how much



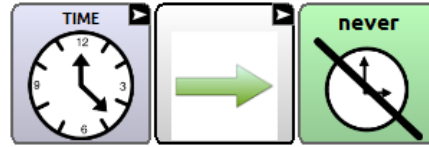
man



mean



never

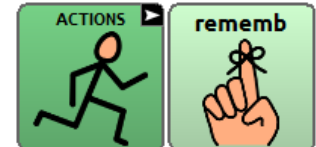


part

-could add to DESCRIBE A-Z



remember



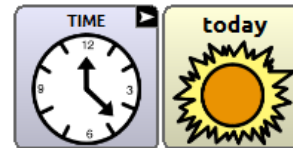
sister



so



today



us

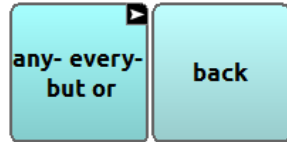


June

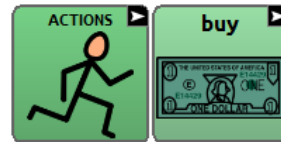
about



back



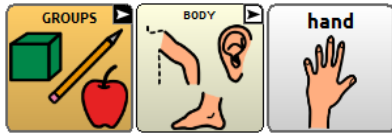
buy



grandmother



hand



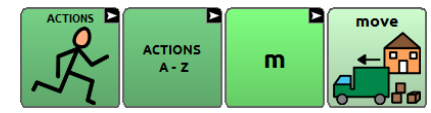
inside



lose



move



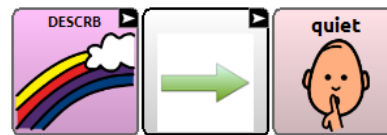
okay



people



quiet



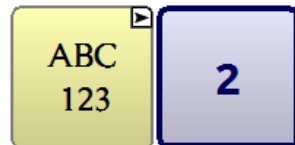
short



show



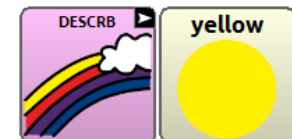
two



water



yellow

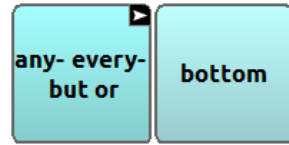


July

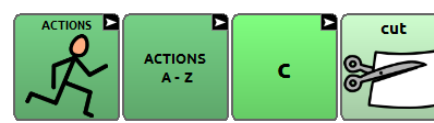
black



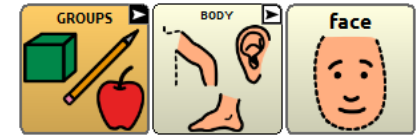
bottom



cut



face



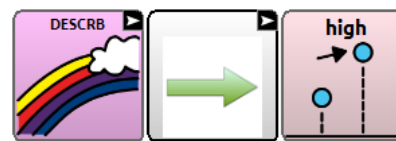
foot



grandfather



high



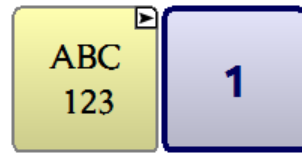
maybe



morning



one



really



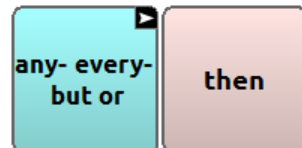
share



something




then






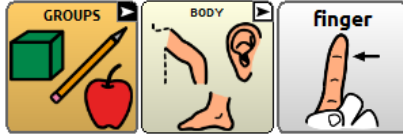

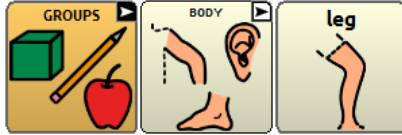


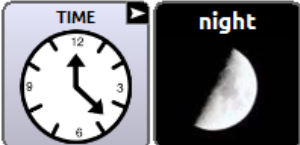






wear



weather



August

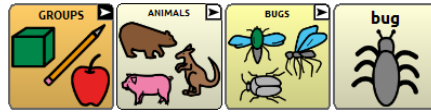
<p>aide</p> 	<p>animal</p> 	<p>clothes</p> 	<p>finger</p> 
<p>from</p> 	<p>leg</p> 	<p>only</p> 	<p>must</p> 
<p>night</p> 	<p>pick</p> 	<p>room</p> 	<p>stay</p> 
<p>still</p> <p>—</p>	<p>town</p> 	<p>white</p> 	<p>woman</p> 

September

around



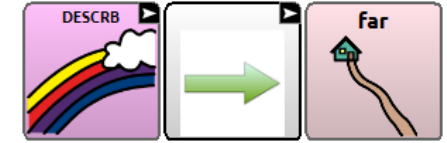
bug



cool



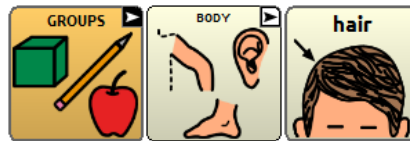
far



fly



hair



kind



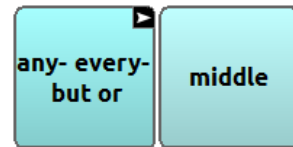
less



lunch



middle




money



open



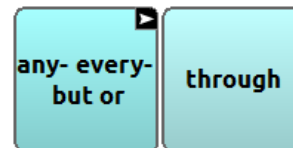
orange



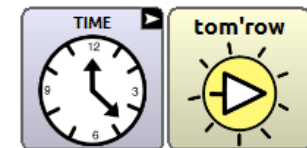
sometimes



through



tomorrow



October

<p>afternoon</p>	<p>break</p>	<p>food</p>	<p>hide</p>
<p>hold</p>	<p>if</p>	<p>keep</p>	<p>medium</p> <p>-could add to DESCRIBE A-Z</p>
<p>most</p> <p>-could add to DESCRIBE A-Z</p>	<p>near</p>	<p>never</p>	<p>party</p>
<p>picture</p>	<p>quick</p>	<p>shop</p>	<p>story</p>

November

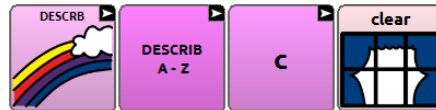
<p>at</p>	<p>count</p>	<p>drive</p>	<p>first</p>
<p>few</p>	<p>his</p>	<p>least</p> <p>-could add to DESCRIBE A-Z</p>	<p>light</p>
<p>none</p> <p>-could add to</p>	<p>push</p>	<p>real</p>	<p>sharp</p> <p>-could add to DESCRIBE A-Z</p>
<p>stand</p>	<p>street</p> <p>-could add to PLACES</p>	<p>sun</p>	<p>table</p>

December

already



clear



doctor



fix



great



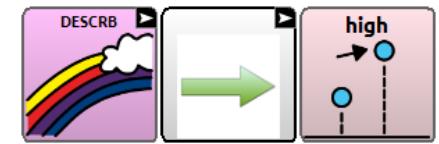
grow



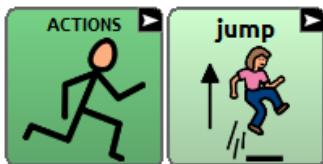
her




high



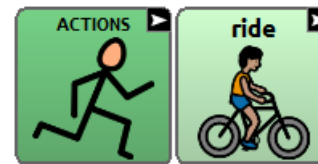
jump



outside



ride



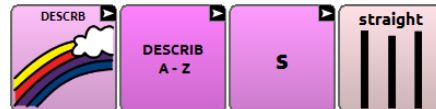
room



side



straight



wake



wash





A Year of Words



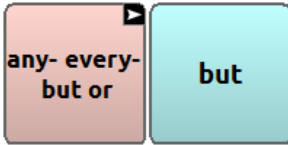















Individuals who are learning to use their AAC systems need lots of practice on their core vocabulary words. This packet contains 12 grids of core words, one for each month. Speech-language pathologists, educators, and families can keep the grid of the month handy, and use it as a reminder of which words to focus on for that month. Over the year, you will have given the AAC learner focused practice on 192 words that will help them communicate effectively across many environments and activities.

How to Use: Determine which symbol set(s) your learners have in their AAC systems (e.g., PCS/Boardmaker, SmartySymbols, Pixons, etc). Before the start of the month, insert the appropriate AAC symbol in each box and print the grid. Keep it handy as you provide focused language stimulation on those 16 words throughout the month. You may also want to share copies with the family and other team members.

For more information on semantic intervention for individuals with significant communication challenges see our Vocabulary Instruction Round-Up at <http://bit.ly/SKQP5W>, a Pinterest board with activity ideas (<http://bit.ly/ZJVOqK>), and a SpringPad (<http://bit.ly/RPKosa>).

January

<p>are</p> 	<p>boy</p> 	<p>but</p> 	<p>house</p> 
<p>clean</p> 	<p>look</p> 	<p>made</p> 	<p>open</p> 
<p>problem</p> 	<p>see</p> 	<p>slow</p> 	<p>stand</p> 
<p>to</p> 	<p>wait</p> 	<p>when</p> 	<p>yes</p> 

February

afraid



father



girl



how



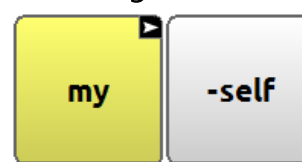
hurt



many




myself



new



school



sing



stuff/thing



thirsty



trouble

—

watch



wet



will



March

baby




dirty



easy



friend



finish



home



loud



mother



next



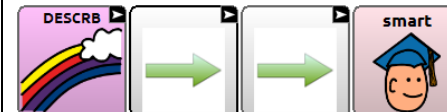
red




sleep



smart



teacher



toy



win



wrong



April

blue




brother



close



family



head



last



long



no



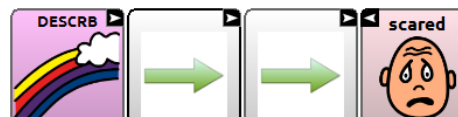
old



right



scared



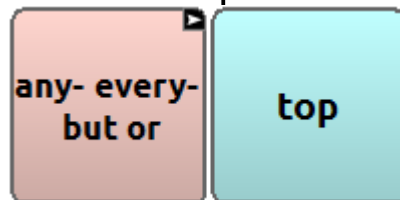
soft



thing



top



wash



whole

-could add to DESCRIBE A-Z




May


bathroom



car



child



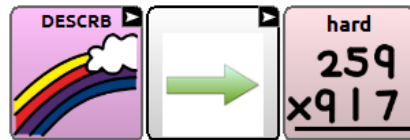
confused



green




hard



how much




man



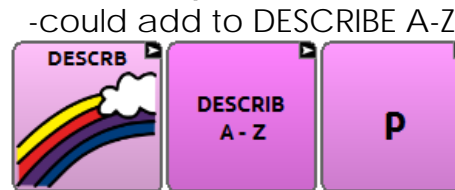
mean



never



part



remember




sister



so



today

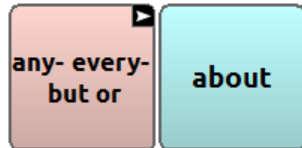


us

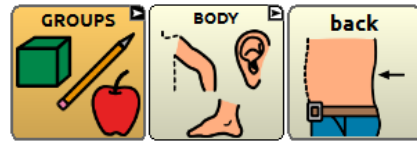


June


about



back



buy



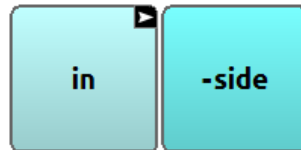
grandmother



hand



inside



lose



move



okay



people



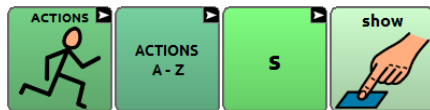
quiet



short



show



two



water



yellow

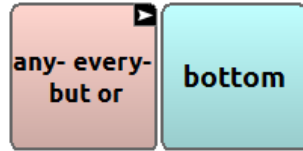


July

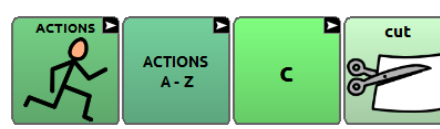
black



bottom



cut



face




foot



grandfather



high



maybe



morning



one



really



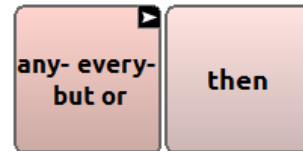
share



something




then









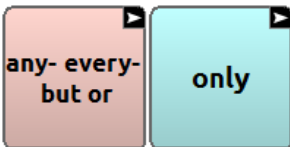








wear



weather

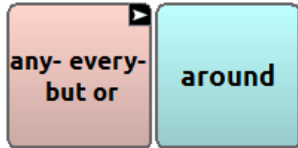


August


<p>aide</p> 	<p>animal</p> 	<p>clothes</p> 	<p>finger</p> 
<p>from</p> 	<p>leg</p> 	<p>only</p> 	<p>must</p> 
<p>night</p> 	<p>pick</p> 	<p>room</p> 	<p>stay</p> 
<p>still</p> 	<p>town</p> 	<p>white</p> 	<p>woman</p> 

September

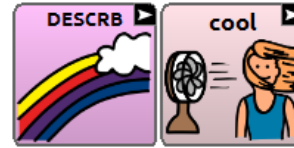
around



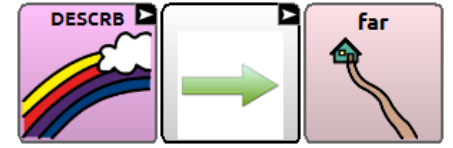
bug



cool



far



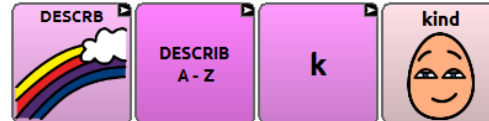
fly



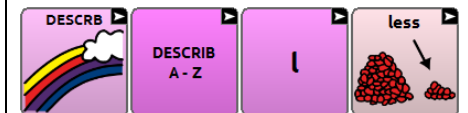
hair



kind



less



lunch



middle



money



open



orange




sometimes



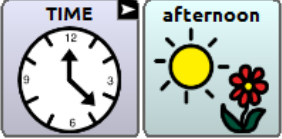




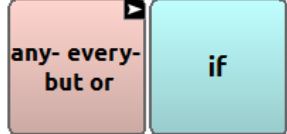







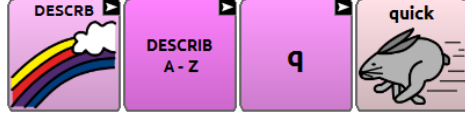


through

—

tomorrow



October

<p>afternoon</p> 	<p>break</p> 	<p>food</p> 	<p>hide</p> 
<p>hold</p> 	<p>if</p> 	<p>keep</p> 	<p>medium</p> <p>-could add to DESCRIBE A-Z</p> 
<p>most</p> <p>-could add to DESCRIBE A-Z</p> 	<p>near</p> 	<p>never</p> 	<p>party</p> 
<p>picture</p> 	<p>quick</p> 	<p>shop</p> 	<p>story</p> 

November

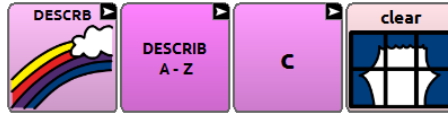
<p>at</p>	<p>count</p>	<p>drive</p>	<p>first</p>
<p>few</p>	<p>his</p>	<p>least</p> <p>-could add to DESCRIBE A-Z</p>	<p>light</p>
<p>none</p> <p>-could add to</p>	<p>push</p>	<p>real</p>	<p>sharp</p> <p>-could add to DESCRIBE A-Z</p>
<p>stand</p>	<p>street</p> <p>-could add to PLACES</p>	<p>sun</p>	<p>table</p>

December

already

—

clear



doctor



fix



great



grow



her




high



jump



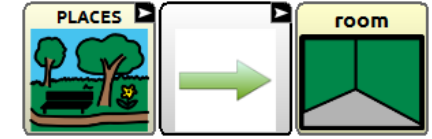
outside



ride



room



side

—


straight



wake



wash





A Year of Words


















Individuals who are learning to use their AAC systems need lots of practice on their core vocabulary words. This packet contains 12 grids of core words, one for each month. Speech-language pathologists, educators, and families can keep the grid of the month handy, and use it as a reminder of which words to focus on for that month. Over the year, you will have given the AAC learner focused practice on 192 words that will help them communicate effectively across many environments and activities.

How to Use: Determine which symbol set(s) your learners have in their AAC systems (e.g., PCS/Boardmaker, SmartySymbols, Pixons, etc). Before the start of the month, insert the appropriate AAC symbol in each box and print the grid. Keep it handy as you provide focused language stimulation on those 16 words throughout the month. You may also want to share copies with the family and other family members.

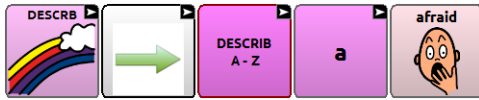
For more information on semantic intervention for individuals with significant communication challenges see our Vocabulary Instruction Round-Up at <http://bit.ly/SKQP5W>, a Pinterest board with activity ideas (<http://bit.ly/ZJVOqK>), and a SpringPad (<http://bit.ly/RPKosa>).

January


<p>are</p> 	<p>boy</p> 	<p>but</p> <p>-could add to Extra Words</p> 	<p>house</p> 
<p>clean</p> 	<p>look</p> 	<p>made</p> 	<p>open</p> 
<p>problem</p> <p>—</p>	<p>see</p> 	<p>slow</p> 	<p>stand</p> 
<p>to</p> 	<p>wait</p> 	<p>when</p> 	<p>yes</p> 

February

afraid



father



girl




how



hurt



many

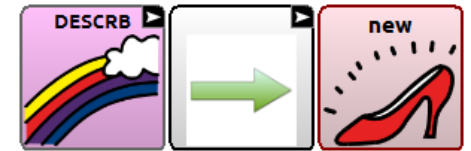


myself


-could add to PEOPLE



new



school



sing



stuff/thing



thirsty



trouble

—

watch



wet




will

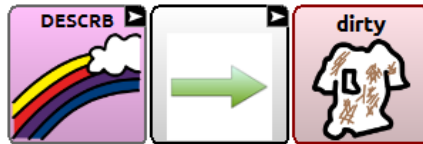


March


baby



dirty



easy



friend



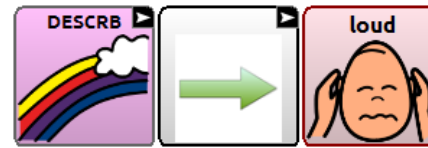
finish




home



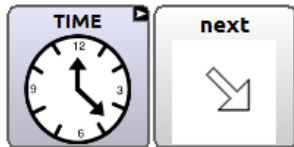
loud



mother



next



red



sleep



smart



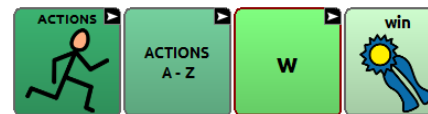
teacher



toy



win



wrong

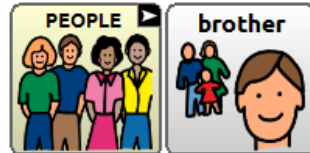


April

blue




brother



close



family




head



last



long



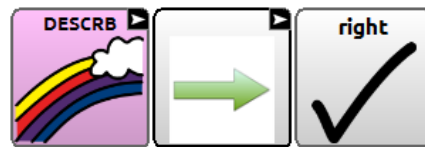
no



old



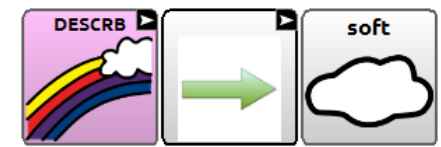
right



scared



soft

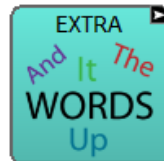


thing



top

-could add to Extra Words

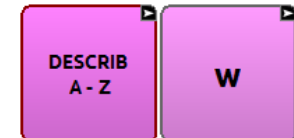


wash



whole

-could add to DESCRIBE A-Z




May

bathroom



car



child




confused



green



hard



how much




man



mean

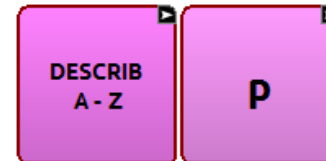


never



part

-could add to DESCRIBE A-Z



remember




sister




so



today



us



June

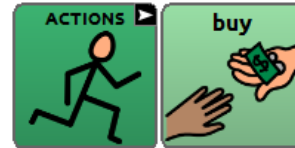
about



back



buy



grandmother



hand



inside

—

lose



move



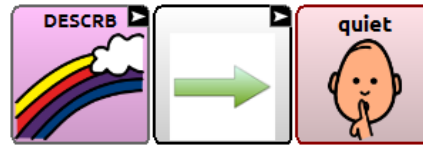
okay



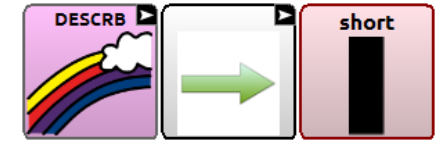
people



quiet



short



show



two



water



yellow



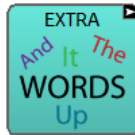
July

black



bottom

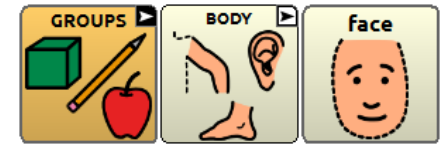
-could add to Extra Words



cut



face



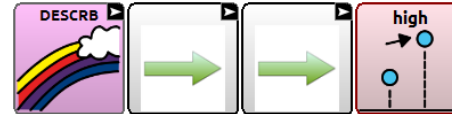
foot



grandfather



high



maybe



morning



one



really



share



something




then



wear



weather



August


<p>aide</p>	<p>animal</p>	<p>clothes</p>	<p>finger</p>
<p>from</p> <p>-could add to extra words</p>	<p>leg</p>	<p>only</p> <p>-could add to extra words</p>	<p>must</p>
<p>night</p>	<p>pick</p>	<p>room</p>	<p>stay</p>
<p>still</p> <p>—</p>	<p>town</p>	<p>white</p>	<p>woman</p>

September

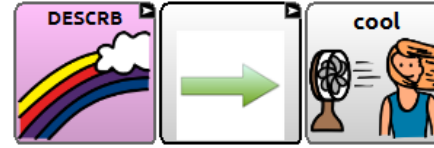
around



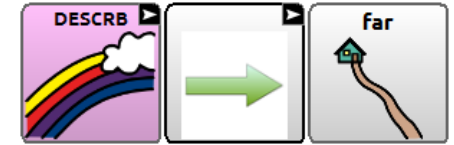
bug



cool



far



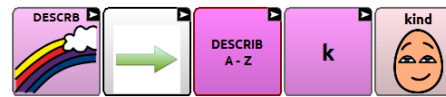
fly



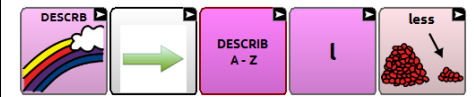
hair



kind



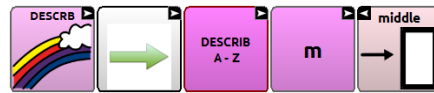
less



lunch



middle




money



open



orange

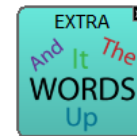


sometimes




through

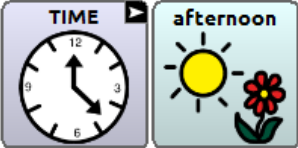





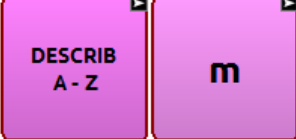
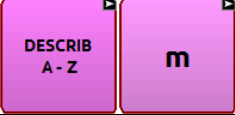




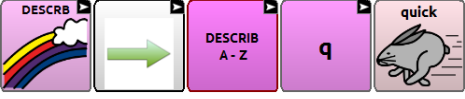


-could add to Extra Words



tomorrow



October

<p>afternoon</p> 	<p>break</p> 	<p>food</p> <p>—</p>	<p>hide</p> 
<p>hold</p> 	<p>if</p> <p>-could add to Extra Words</p> 	<p>keep</p> 	<p>medium</p> <p>-could add to DESCRIBE A-Z</p> 
<p>most</p> <p>-could add to DESCRIBE A-Z</p> 	<p>near</p> 	<p>never</p> 	<p>party</p> 
<p>picture</p> 	<p>quick</p> 	<p>shop</p> 	<p>story</p> 

November

at



count



drive




first



few

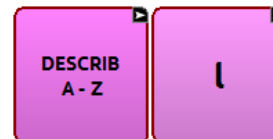


his



least

-could add to DESCRIBE A-Z

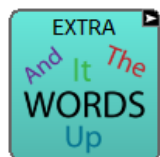


light



none

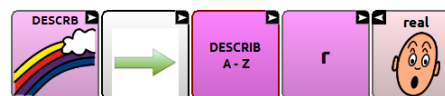
-could add to extra words



push

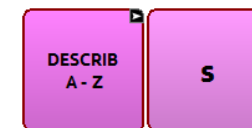


real



sharp

-could add to DESCRIBE A-Z



stand



street

-could add to PLACES



sun



table



December

already

—

clear



doctor



fix



great



grow




her



high



jump



outside



ride



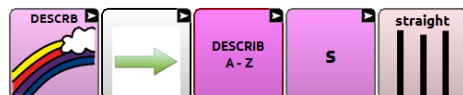
room



side

—

straight



wake



wash





A Year of Words


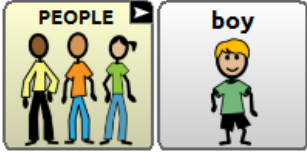





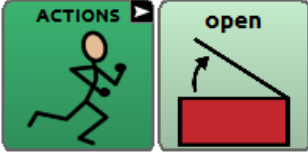









Individuals who are learning to use their AAC systems need lots of practice on their core vocabulary words. This packet contains 12 grids of core words, one for each month. Speech-language pathologists, educators, and families can keep the grid of the month handy, and use it as a reminder of which words to focus on for that month. Over the year, you will have given the AAC learner focused practice on 192 words that will help them communicate effectively across many environments and activities.






















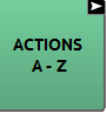











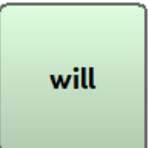
How to Use: Determine which symbol set(s) your learners have in their AAC systems (e.g., PCS/Boardmaker, SmartySymbols, Pixons, etc). Before the start of the month, insert the appropriate AAC symbol in each box and print the grid. Keep it handy as you provide focused language stimulation on those 16 words throughout the month. You may also want to share copies with the family and other team members.

For more information on semantic intervention for individuals with significant communication challenges see our Vocabulary Instruction Round-Up at <http://bit.ly/SKQP5W>, a Pinterest board with activity ideas (<http://bit.ly/ZJVOqK>), and a SpringPad (<http://bit.ly/RPKosa>).

January

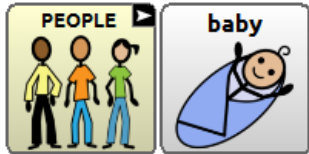
<p>are</p> 	<p>boy</p> 	<p>but</p> <p>-could add to Extra Words</p> 	<p>house</p> 
<p>clean</p> 	<p>look</p> 	<p>made</p> 	<p>open</p> 
<p>problem</p> <p>—</p>	<p>see</p> 	<p>slow</p> 	<p>stand</p> 
<p>to</p> 	<p>wait</p> 	<p>when</p> 	<p>yes</p> 

February

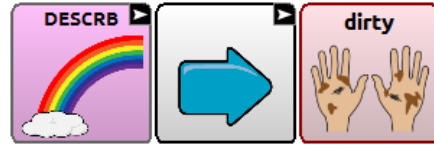
<p>afraid/scared</p>  	<p>father</p>  	<p>girl</p>  	<p>how</p>  
<p>hurt</p>  	<p>many</p>    	<p>myself</p> <p>-could add to PEOPLE</p> 	<p>new</p>   
<p>school</p>  	<p>sing</p>    	<p>stuff/thing</p>  	<p>thirsty</p>  
<p>trouble</p> <p>—</p>	<p>watch</p> 	<p>wet</p>   	<p>will</p>  

March

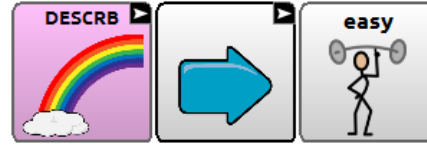
baby




dirty



easy



friend



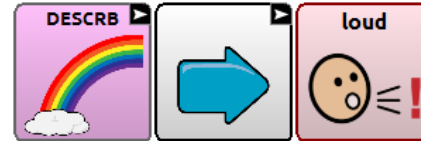
finish




home



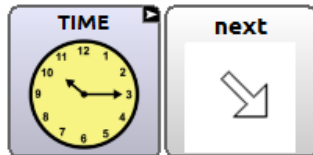
loud



mother




next




red



sleep



smart



teacher



toy



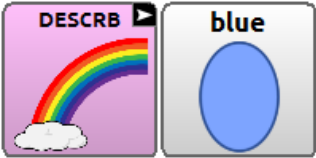
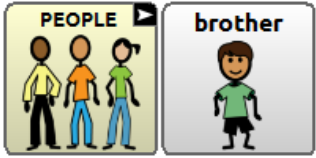

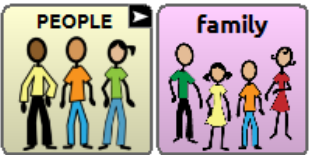

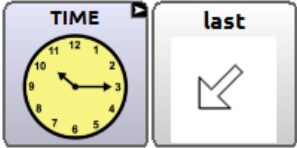




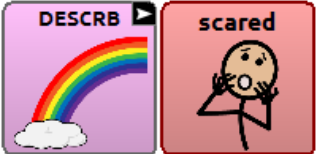





win



wrong





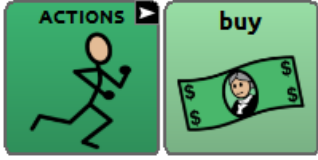












April

<p>blue</p> 	<p>brother</p> 	<p>close</p> 	<p>family</p> 
<p>head</p> 	<p>last</p> 	<p>long</p> 	<p>no</p> 
<p>old</p> 	<p>right</p> 	<p>scared</p> 	<p>soft</p> 
<p>thing</p> 	<p>top</p> <p>-could add to Extra Words</p> 	<p>wash</p> 	<p>whole</p> <p>-could add to DESCRIBE A-Z</p> 

May

<p>bathroom</p> 	<p>car</p> 	<p>child</p> 	<p>confused</p> <p>-could add to DESCRIBE</p> 
<p>green</p> 	<p>hard</p> 	<p>how much</p> 	<p>man</p> 
<p>mean</p> 	<p>never</p> 	<p>part</p> <p>-could add to DESCRIBE A-Z</p> 	<p>remember</p> 
<p>sister</p> 	<p>so</p> 	<p>today</p> 	<p>us</p> 

June

<p>about</p> 	<p>back</p> 	<p>buy</p> 	<p>grandmother</p> 
<p>hand</p> 	<p>inside</p> <p>—</p>	<p>lose</p> 	<p>move</p> 
<p>okay</p> 	<p>people</p> 	<p>quiet</p> 	<p>short</p> 
<p>show</p> 	<p>two</p> 	<p>water</p> 	<p>yellow</p> 

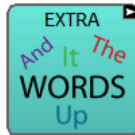
July

black



bottom

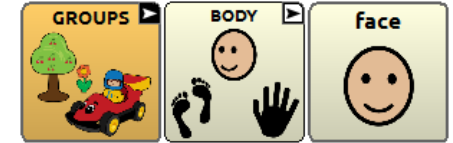
-could add to Extra Words



cut



face




foot




grandfather




high



maybe



morning



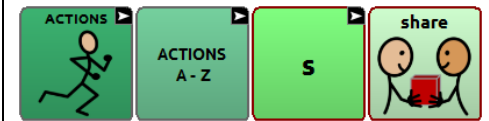
one



really



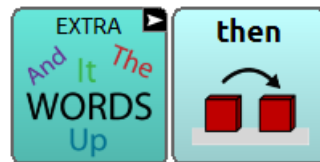
share



something



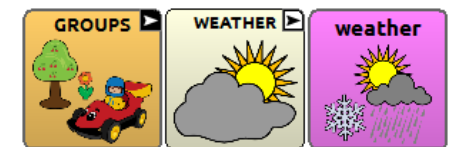
then



wear




weather



August

aide



animal



clothes



finger

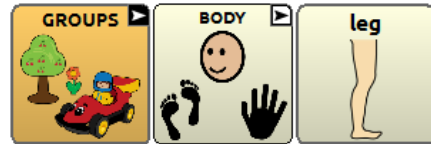


from

-could add to extra words

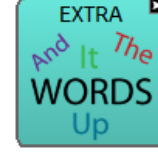


leg



only

-could add to extra words



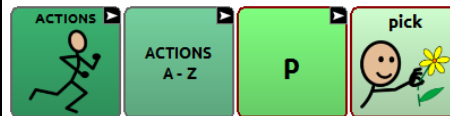
must




night



pick



room



stay



still

—

town



white



woman

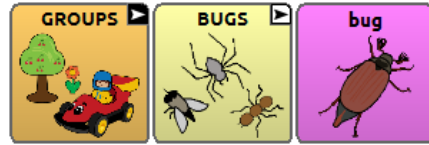


September

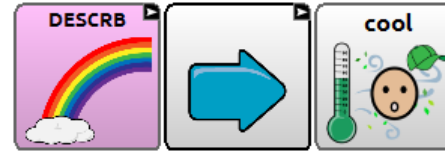
around



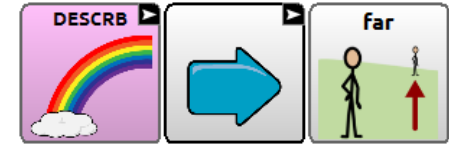
bug



cool



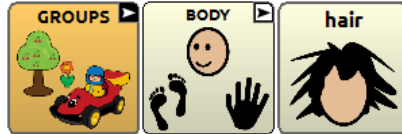
far



fly



hair



kind



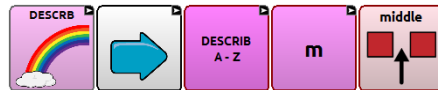
less




lunch



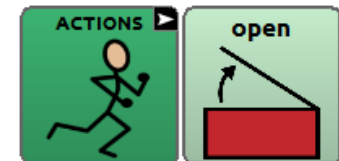
middle



money



open



orange

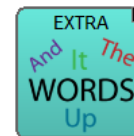


sometimes




through

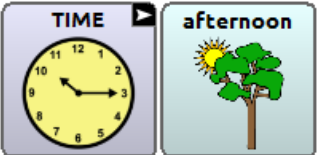














-could add to Extra Words









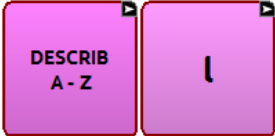









tomorrow



October

<p>afternoon</p> 	<p>break</p> 	<p>food</p> <p>—</p>	<p>hide</p> 
<p>hold</p> 	<p>if</p> <p>-could add to Extra Words</p> 	<p>keep</p> 	<p>medium</p> <p>-could add to DESCRIBE A-Z</p> 
<p>most</p> <p>-could add to DESCRIBE A-Z</p> 	<p>near</p> 	<p>never</p> 	<p>party</p> 
<p>picture</p> 	<p>quick/fast</p> 	<p>shop</p> 	<p>story</p> 

November

<p>at</p> 	<p>count</p> 	<p>drive</p> 	<p>first</p> 
<p>few</p> 	<p>his</p> 	<p>least</p> <p>-could add to DESCRIBE A-Z</p> 	<p>light</p> 
<p>none</p> <p>-could add to extra words</p> 	<p>push</p> 	<p>real</p> 	<p>sharp</p> <p>-could add to DESCRIBE A-Z</p> 
<p>stand</p> 	<p>street</p> <p>-could add to PLACES</p> 	<p>sun</p> 	<p>table</p> 

December

already

—

clear



doctor



fix



great



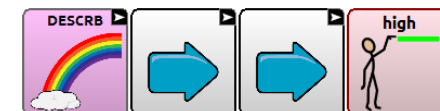
grow



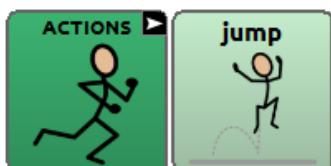
her



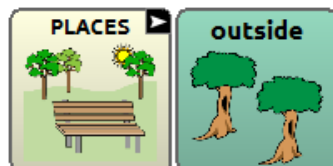
high



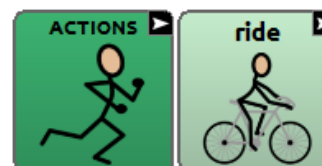
jump



outside



ride



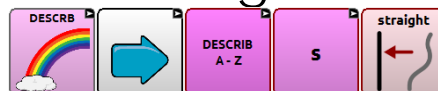
room



side

—

straight



wake



wash





A Year of Words



Individuals who are learning to use their AAC systems need lots of practice on their core vocabulary words. This packet contains 12 grids of core words, one for each month. Speech-language pathologists, educators, and families can keep the grid of the month handy, and use it as a reminder of which words to focus on for that month. Over the year, you will have given the AAC learner focused practice on 192 words that will help them communicate effectively across many environments and activities.

How to Use: Determine which symbol set(s) your learners have in their AAC systems (e.g., PCS/Boardmaker, SmartySymbols, Pixons, etc). Before the start of the month, insert the appropriate AAC symbol in each box and print the grid. Keep it handy as you provide focused language stimulation on those 16 words throughout the month. You may also want to share copies with the family and other team members.

For more information on semantic intervention for individuals with significant communication challenges see our Vocabulary Instruction Round-Up at <http://bit.ly/SKQP5W>, a Pinterest board with activity ideas (<http://bit.ly/ZJVOqK>), and a SpringPad (<http://bit.ly/RPKosa>).

January

are




boy



but



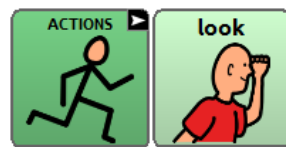
house



clean



look



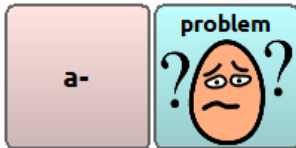
made



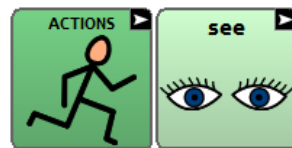
open



problem



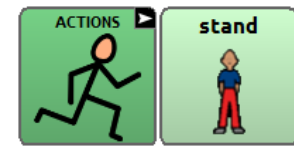
see



slow



stand



to



wait



when

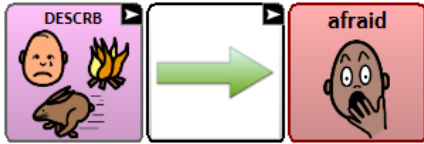


yes




February

afraid



father



girl



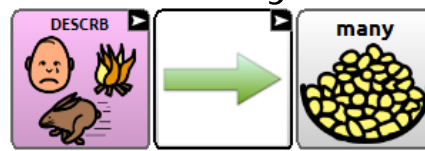
how



hurt



many



myself



new



school



sing



stuff/thing



thirsty



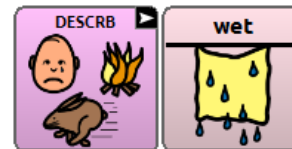
trouble

—

watch



wet



will

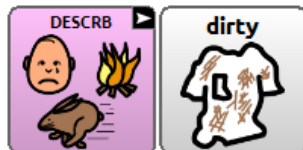


March

baby



dirty



easy



friend



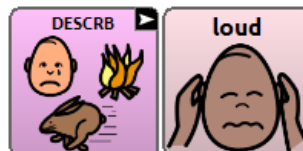
finish



home



loud




mother



next



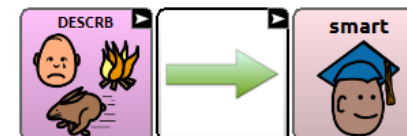
red



sleep




smart



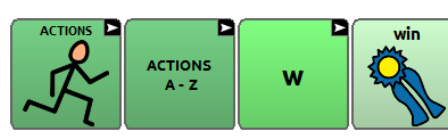
teacher



toy





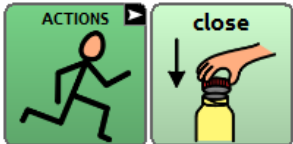
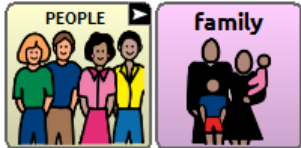


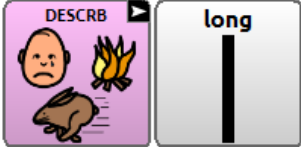



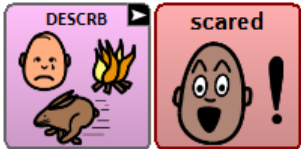





win



wrong





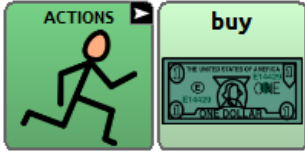



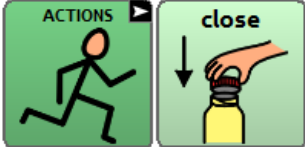





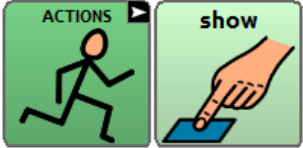
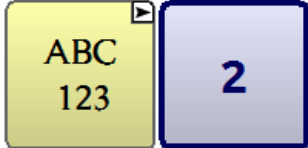


April

<p>blue</p> 	<p>brother</p> 	<p>close</p> 	<p>family</p> 
<p>head</p> 	<p>last</p> 	<p>long</p> 	<p>no</p> 
<p>old</p> 	<p>right</p> 	<p>scared</p> 	<p>soft</p> 
<p>thing</p> 	<p>top</p> 	<p>wash</p> 	<p>whole</p> <p>-could add to DESCRIBE A-Z</p> 

May

<p>bathroom</p>	<p>car</p>	<p>child</p>	<p>confused</p>
<p>green</p>	<p>hard</p>	<p>how much</p>	<p>man</p>
<p>mean</p>	<p>never</p>	<p>part</p> <p>-could add to DESCRIBE A-Z</p>	<p>remember</p>
<p>sister</p>	<p>so</p>	<p>today</p>	<p>us</p>

June

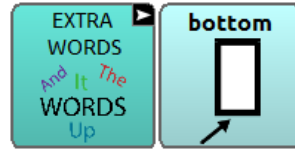
<p>about</p> <p>-could add to Extra Words</p> 	<p>back</p> 	<p>buy</p> 	<p>grandmother</p> 
<p>hand</p> 	<p>inside</p> 	<p>close</p> 	<p>move</p> 
<p>okay</p> 	<p>people</p> 	<p>quiet</p> 	<p>short</p> 
<p>show</p> 	<p>two</p> 	<p>water</p> 	<p>yellow</p> 

July

black



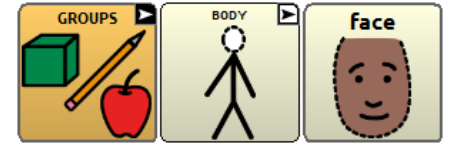
bottom



cut



face



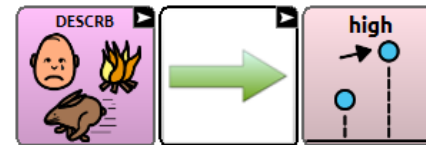
foot



grandfather



high



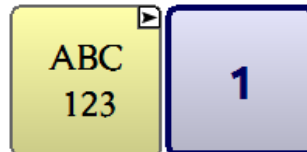
maybe



morning



one



really



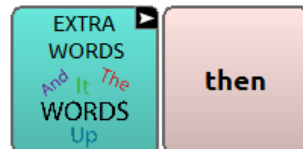
share



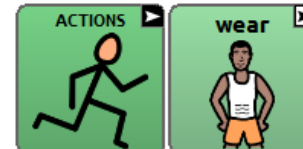
something




then






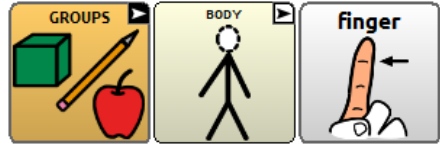











wear



weather



August

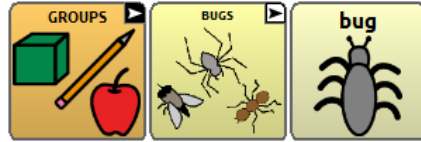
<p>aide</p> 	<p>animal</p> 	<p>clothes</p> 	<p>finger</p> 
<p>from</p> 	<p>leg</p> 	<p>only</p> <p>-could add to Extra Words</p> 	<p>must</p> 
<p>night</p> 	<p>pick</p> 	<p>room</p> 	<p>stay</p> 
<p>still</p> <p>—</p>	<p>town</p> 	<p>white</p> 	<p>woman</p> 

September

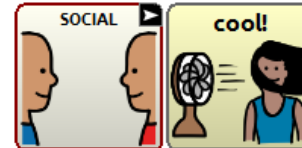
around



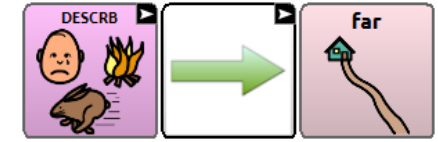
bug



cool



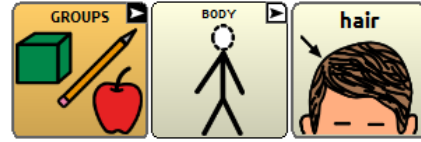
far



fly



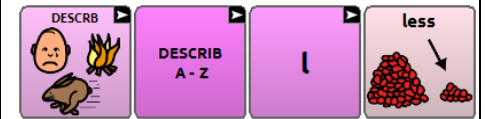
hair



kind



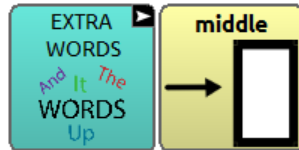
less



lunch



middle




money



open



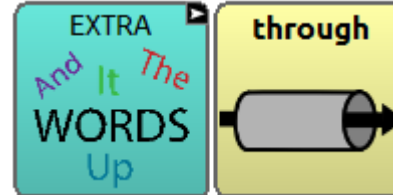
orange




sometimes



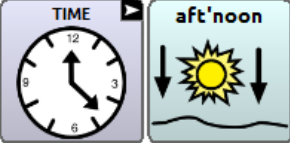















through



tomorrow



October

<p>afternoon</p> 	<p>break</p> 	<p>food</p> 	<p>hide</p> 
<p>hold</p> 	<p>if</p> 	<p>keep</p> 	<p>medium</p> <p>-could add to DESCRIBE A-Z</p> 
<p>most</p> <p>-could add to DESCRIBE A-Z</p> 	<p>near</p> 	<p>never</p> 	<p>party</p> 
<p>picture</p> 	<p>quick</p> 	<p>shop</p> 	<p>story</p> 

November

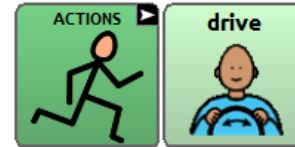
at



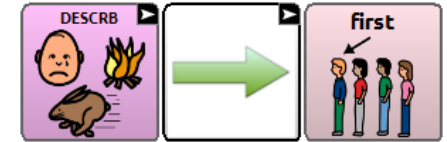
count




drive



first



few



his

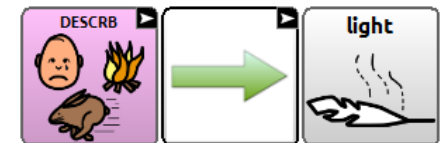


least

-could add to DESCRIBE A-Z



light



none

-could add to Extra Words



push

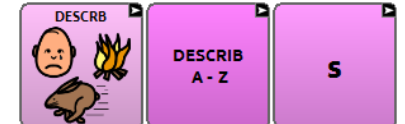


real



sharp

-could add to DESCRIBE A-Z



stand




street

-could add to PLACES



sun



table



December

already



clear



doctor



fix



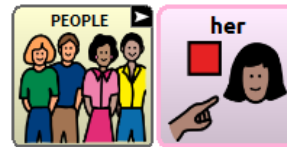
great



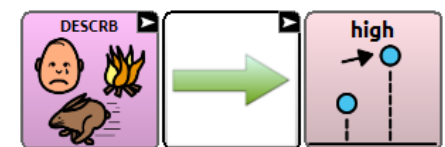
grow



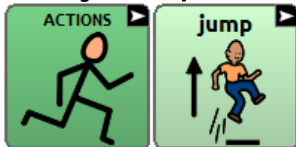
her



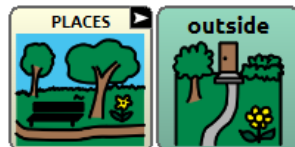
high



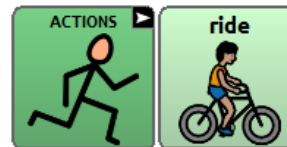
jump




outside



ride



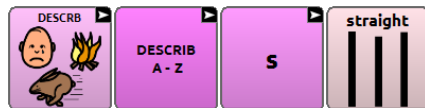
room



side

—

straight



wake



wash

