



# A Year of Words



Individuals who are learning to use their AAC systems need lots of practice on their core vocabulary words. This packet contains 12 grids of core words, one for each month. Speech-language pathologists, educators, and families can keep the grid of the month handy, and use it as a reminder of which words to focus on for that month. Over the year, you will have given the AAC learner focused practice on 144 words that will help them communicate effectively across many environments and activities.

**How to Use:** Determine which symbol set(s) your learners have in their AAC systems (e.g., PCS/Boardmaker, SymbolStix, Pixons, etc). Before the start of the month, insert the appropriate AAC symbol in each box and print the grid. Keep it handy as you provide focused language stimulation on those 12 words throughout the month. You may also want to share copies with the family and other team members.

.....

For more information on semantic intervention for individuals with significant communication challenges see our Vocabulary Instruction Round-Up at <http://bit.ly/SKQP5W>, a Pinterest board with activity ideas (<http://bit.ly/ZJVOqK>), and a SpringPad (<http://bit.ly/RPKosa>).

# JANUARY WORDS

again



( or could add to



extra words )

all gone/ all done



different



help



mine



more



not/don't



stop



that



want



what



you



# FEBRUARY WORDS

again



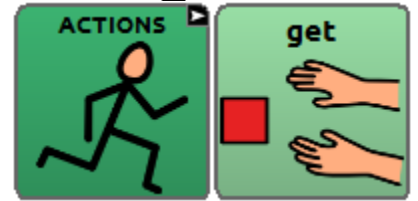
( or could add to

extra words  )

eat



get



go




happy



here



I/me



like



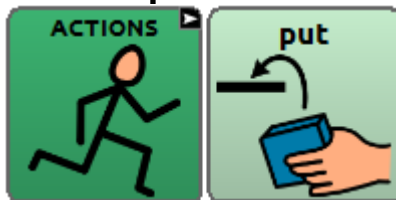
on



play



put



this



# MARCH WORDS

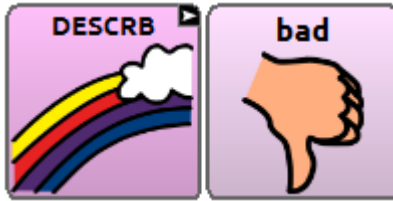
away



( or could add to

extra words  )

bad



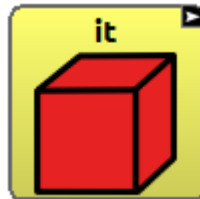
come



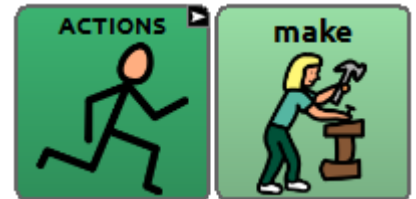
good



it



make




now



off



read



there



thing



where



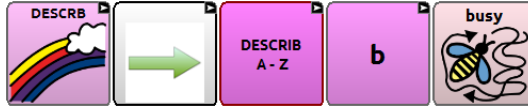


# APRIL WORDS


big




busy




do



drink



feel



he



in



make



out



some



tell

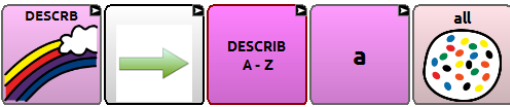



who



# MAY WORDS

all



( or could add to  
extra words  )

down



good



little




my



question



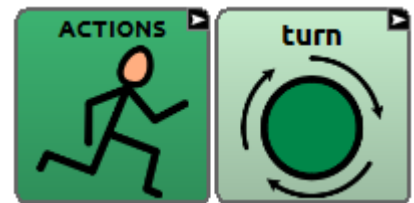
sad



she



turn



up



who

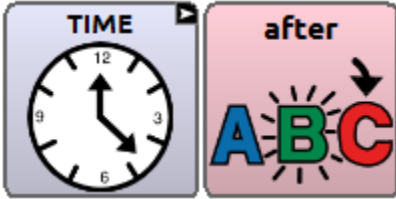


why




# JUNE WORDS

after



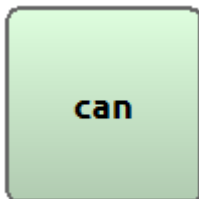
am/is/be



because



can




cold



fast



fun



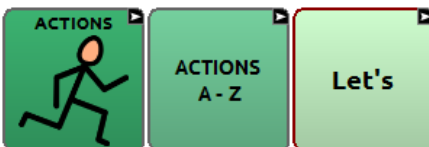
have



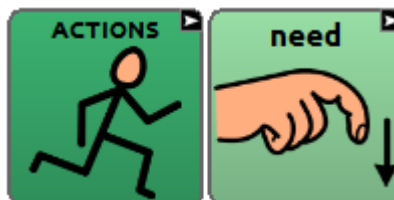
hungry



let/let's



need



talk



# JULY WORDS

and



before



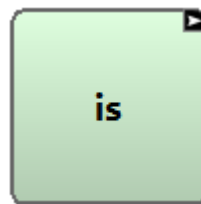
color



find




is



later



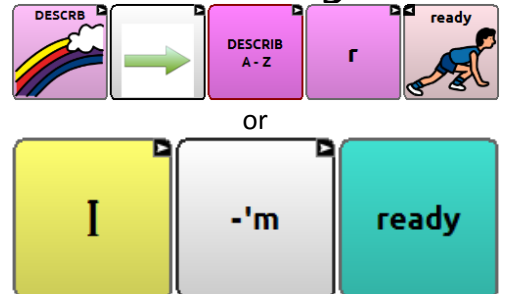
love



much



ready



same



they



with



# AUGUST WORDS


any



bring



day



fall



give




hot




job



know



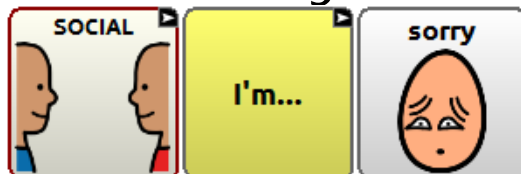
other

(could add to  
 Extra words  )


sick



sorry



together

(could add to  
 extra words  )


# SEPTEMBER WORDS

almost

(could add to

extra words  )


call



listen



name



nice



over



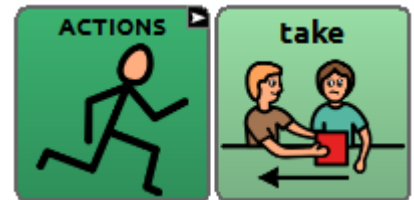
place



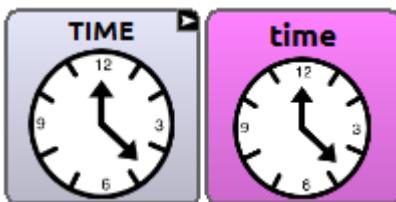
sit



take



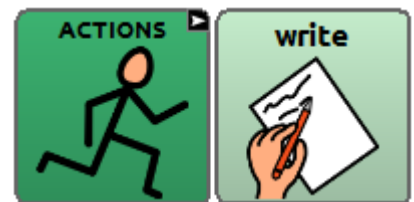
time



we



write



# OCTOBER WORDS

another

(could add to



Extra words )

change



every



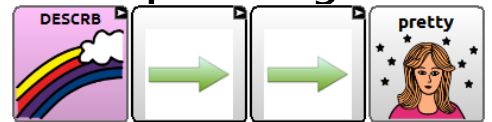
for



idea



pretty



say




start



thank you



think



try



under



# NOVEMBER WORDS

body



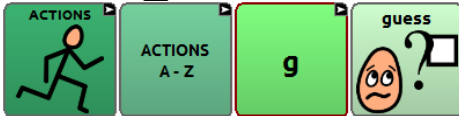
dress



full



guess



hi



live




maybe




one



ride



tired



very



walk





# DECEMBER WORDS

ask



favorite



goodbye



hear



of



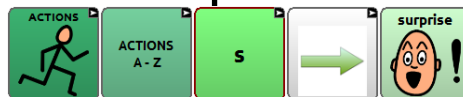
please



silly



surprise



these

(could add to

extra words  )

use



way

\_\_\_\_\_

work





# A Year of Words



Individuals who are learning to use their AAC systems need lots of practice on their core vocabulary words. This packet contains 12 grids of core words, one for each month. Speech-language pathologists, educators, and families can keep the grid of the month handy, and use it as a reminder of which words to focus on for that month. Over the year, you will have given the AAC learner focused practice on 144 words that will help them communicate effectively across many environments and activities.

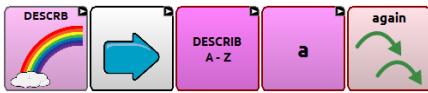
**How to Use:** Determine which symbol set(s) your learners have in their AAC systems (e.g., PCS/Boardmaker, SymbolStix, Pixons, etc). Before the start of the month, insert the appropriate AAC symbol in each box and print the grid. Keep it handy as you provide focused language stimulation on those 12 words throughout the month. You may also want to share copies with the family and other team members.

.....

For more information on semantic intervention for individuals with significant communication challenges see our Vocabulary Instruction Round-Up at <http://bit.ly/SKQP5W>, a Pinterest board with activity ideas (<http://bit.ly/ZJVOqK>), and a SpringPad (<http://bit.ly/RPKosa>).

# JANUARY WORDS

again



( or could add to

extra words  )

all gone/ all done



different



help



mine



more



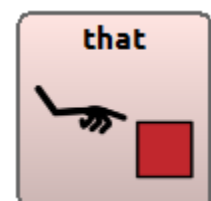
not/don't



stop



that



want



what



you



# FEBRUARY WORDS

again



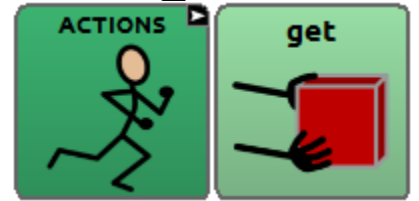
( or could add to

extra words  )

eat



get



go



happy



here



I/me



like




on



play



put



this



# MARCH WORDS

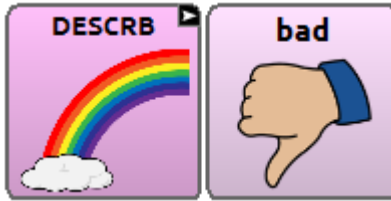
away



( or could add to

extra words  )

bad



come



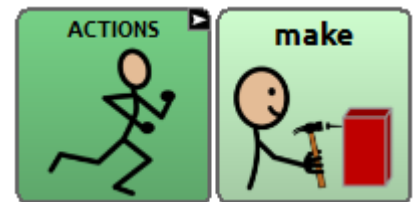
good



it



make



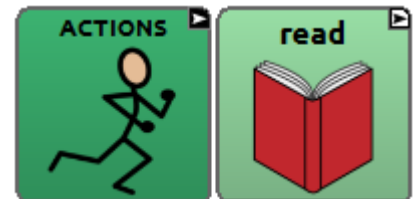
now



off



read



there



thing



where

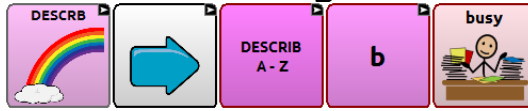


# APRIL WORDS


big



busy



do




drink



feel



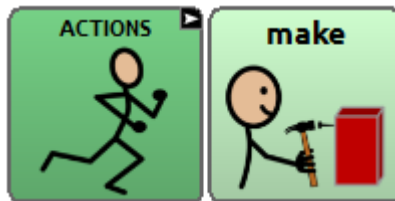
he



in



make




out



some



tell

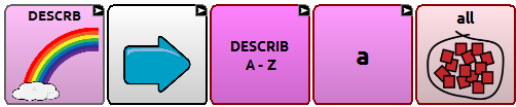



who



# MAY WORDS

all



( or could add to  
extra words  )

down



good



little



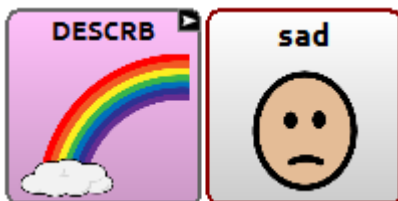
my



question



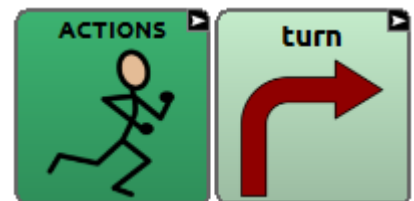
sad



she



turn



up



who



why

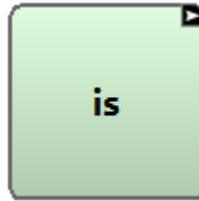


# JUNE WORDS

after



am/is/be



because



can



cold



fast



fun



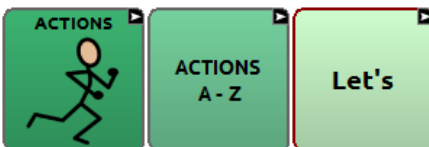
have



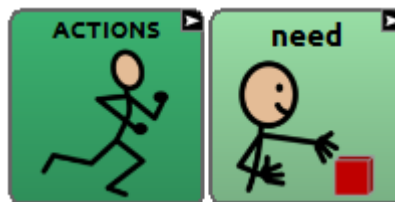
hungry



let/let's



need



talk





# JULY WORDS

and



before



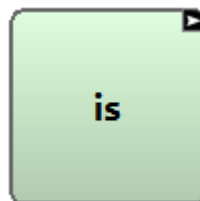
color



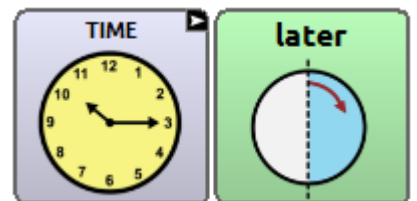
find




is



later



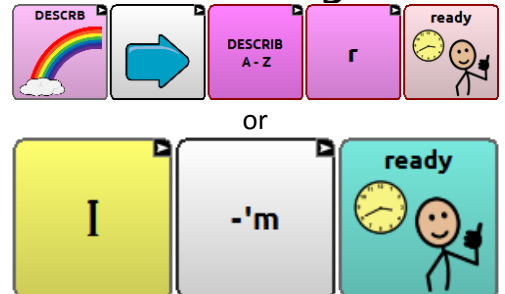
love



much



ready



same



they



with



# AUGUST WORDS

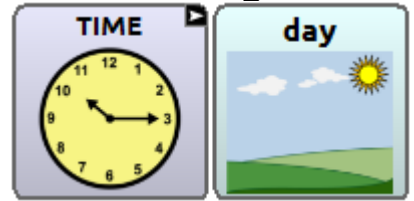
any



bring



day



fall



give



hot




job



know



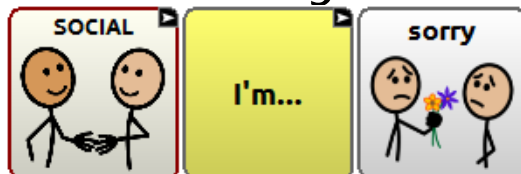
other

(could add to  
 Extra words  )


sick



sorry



together

(could add to  
 extra words  )


# SEPTEMBER WORDS

almost

(could add to

extra words )


call



listen



name



nice



over



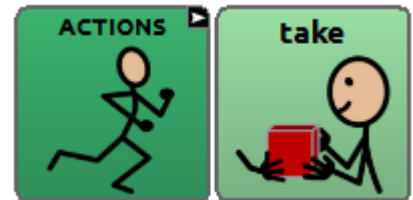
place



sit



take



time



we



write



# OCTOBER WORDS

another

(could add to



Extra words )

change



every



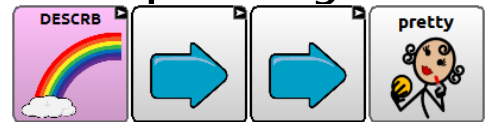
for



idea



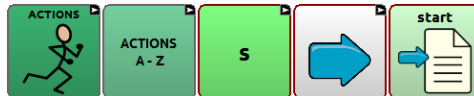
pretty



say



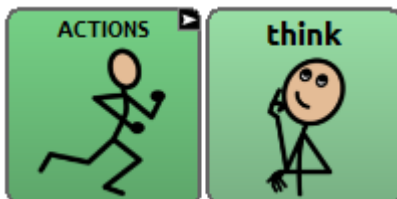
start



thank you



think



try

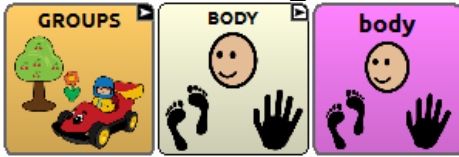


under



# NOVEMBER WORDS


body



dress



full



guess



hi



live



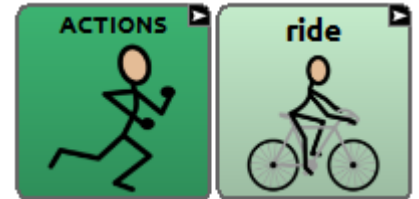
maybe




one



ride



tired



very



walk




# DECEMBER WORDS


ask



favorite



goodbye



hear



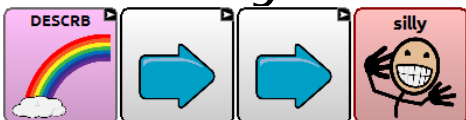
of



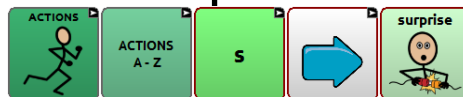
please



silly



surprise



these

(could add to

extra words  )


use



way

—

work



[www.PrAACticalAAC.org](http://www.PrAACticalAAC.org)

NOVA chat/Chat Fusion/TouchChat-WordPower 42 Basic SS



# A Year of Words



Individuals who are learning to use their AAC systems need lots of practice on their core vocabulary words. This packet contains 12 grids of core words, one for each month. Speech-language pathologists, educators, and families can keep the grid of the month handy, and use it as a reminder of which words to focus on for that month. Over the year, you will have given the AAC learner focused practice on 144 words that will help them communicate effectively across many environments and activities.

**How to Use:** Determine which symbol set(s) your learners have in their AAC systems (e.g., PCS/Boardmaker, SymbolStix, Pixons, etc). Before the start of the month, insert the appropriate AAC symbol in each box and print the grid. Keep it handy as you provide focused language stimulation on those 12 words throughout the month. You may also want to share copies with the family and other team members.

.....

For more information on semantic intervention for individuals with significant communication challenges see our Vocabulary Instruction Round-Up at <http://bit.ly/SKQP5W>, a Pinterest board with activity ideas (<http://bit.ly/ZJVOqK>), and a SpringPad (<http://bit.ly/RPKosa>).



# JANUARY WORDS

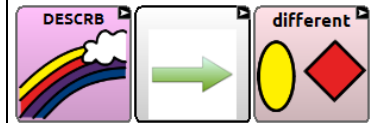
again



all gone/ all done



different



help



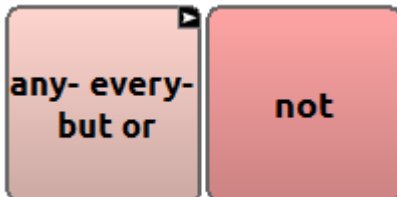
mine



more



not/don't



stop



that



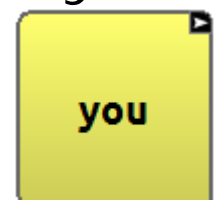
want



what



you



# FEBRUARY WORDS

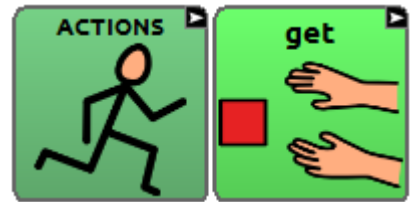
again



eat



get



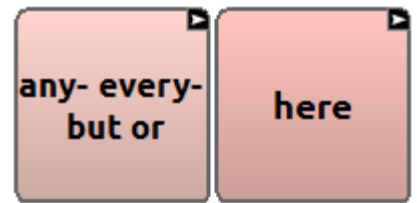
go



happy



here



I/me



like



on



play



put

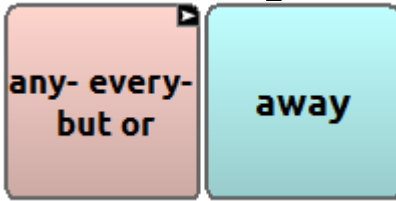


this



# MARCH WORDS

away



bad



come



good



it



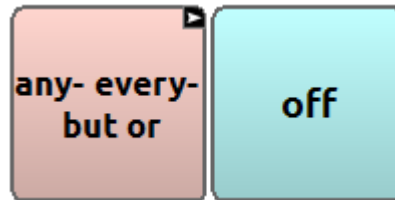
make



now



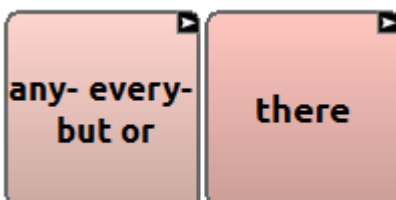
off



read



there



thing



where

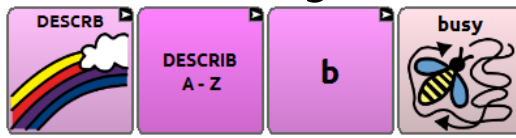


# APRIL WORDS

big



busy



do



drink



feel



he



in



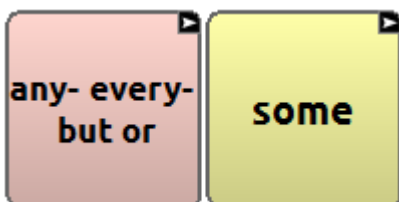
make



out



some



tell

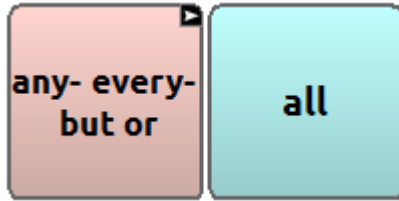


who

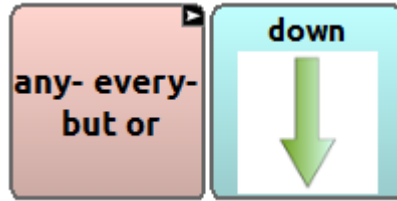


# MAY WORDS

all



down



good



little




my



question



sad



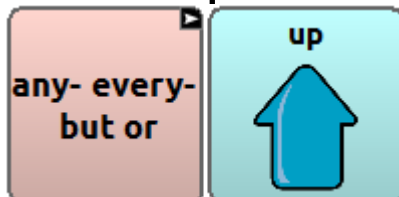
she



turn



up



who



why




# JUNE WORDS

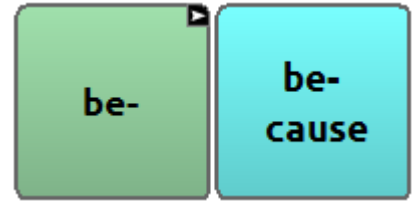
after



am/is/be



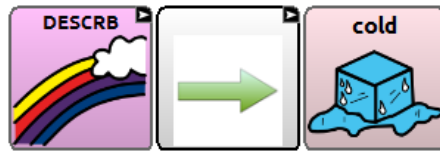
because



can




cold



fast




fun



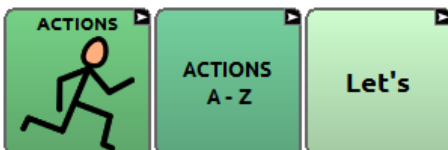
have



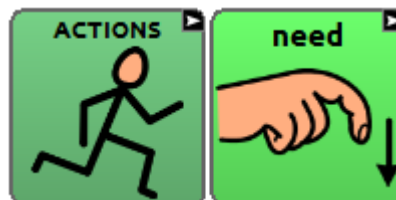
hungry



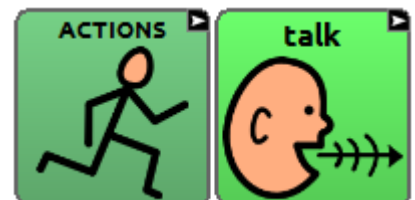
let/let's



need



talk



# JULY WORDS

and



before



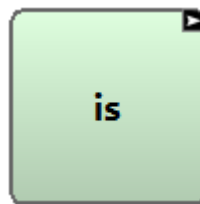
color



find




is



later



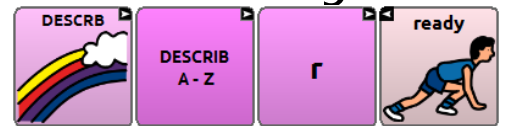
love






much



ready



Or could use   

same



they

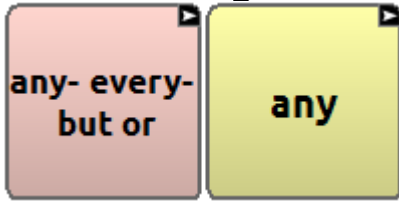


with



# AUGUST WORDS

any



bring



day



fall



give




hot



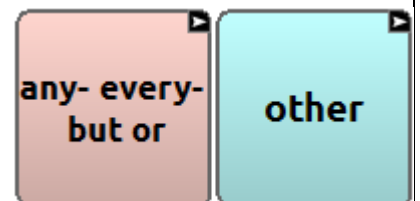
job



know



other




sick



sorry



together

(could add to  
any-every-but or )



# SEPTEMBER WORDS

almost

(could add to

any-every-but or




call



listen



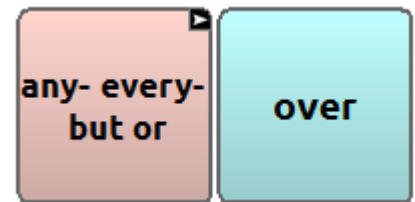
name



nice



over



place



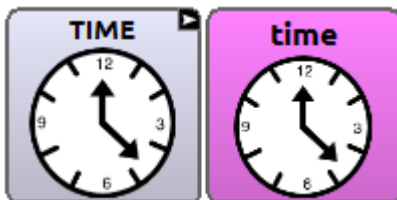
sit



take



time



we



write



# OCTOBER WORDS

another

(could add to

any-every-but or



change



every



for




idea



pretty



say




start



thank you



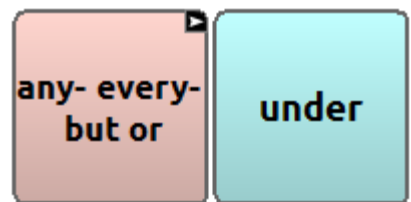
think



try



under



# NOVEMBER WORDS


body



dress



full



guess



hi



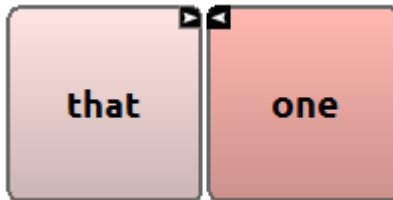
live



maybe




one



ride



tired



very



walk



# DECEMBER WORDS

ask



favorite




goodbye



hear



of



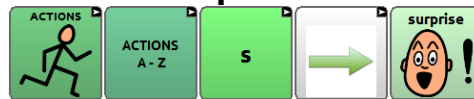
please



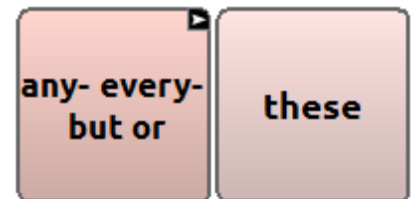
silly



surprise



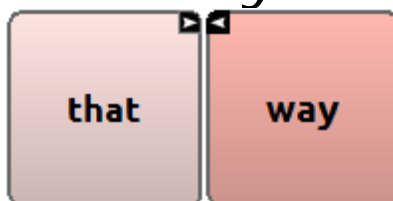
these




use



way



work





# A Year of Words



Individuals who are learning to use their AAC systems need lots of practice on their core vocabulary words. This packet contains 12 grids of core words, one for each month. Speech-language pathologists, educators, and families can keep the grid of the month handy, and use it as a reminder of which words to focus on for that month. Over the year, you will have given the AAC learner focused practice on 144 words that will help them communicate effectively across many environments and activities.

**How to Use:** Determine which symbol set(s) your learners have in their AAC systems (e.g., PCS/Boardmaker, SymbolStix, Pixons, etc). Before the start of the month, insert the appropriate AAC symbol in each box and print the grid. Keep it handy as you provide focused language stimulation on those 12 words throughout the month. You may also want to share copies with the family and other team members.

.....

For more information on semantic intervention for individuals with significant communication challenges see our Vocabulary Instruction Round-Up at <http://bit.ly/SKQP5W>, a Pinterest board with activity ideas (<http://bit.ly/ZJVOqK>), and a SpringPad (<http://bit.ly/RPKosa>).

# JANUARY WORDS

again



all gone/ all done



different



help



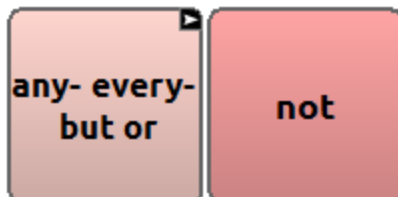
mine



more



not/don't



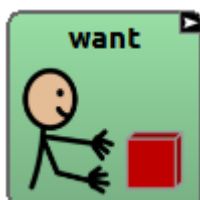
stop



that



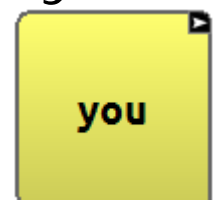
want



what



you



# FEBRUARY WORDS

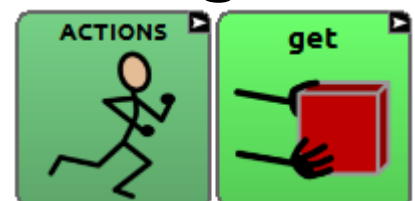
again



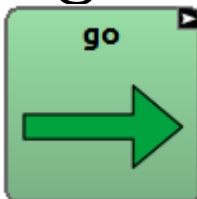
eat



get



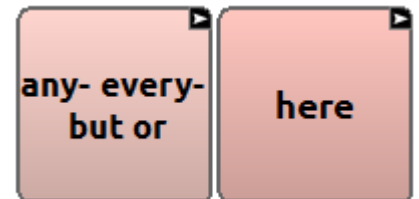
go



happy




here



I/me



like



on



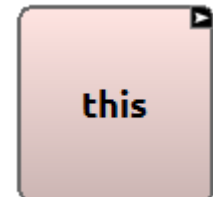
play



put

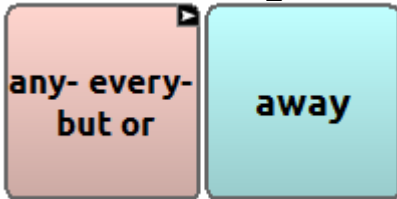


this



# MARCH WORDS

away



bad



come



good



it



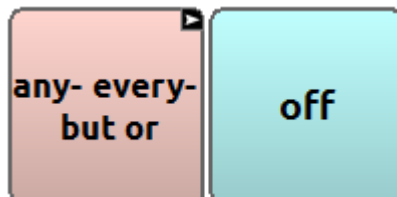
make



now



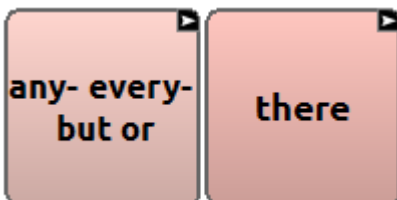
off



read



there



thing



where



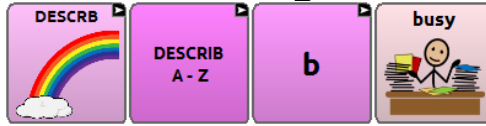


# APRIL WORDS

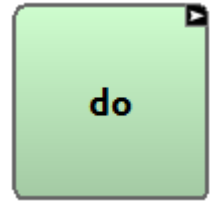
big



busy




do



drink



feel



he



in



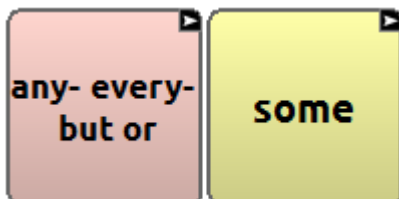
make




out



some



tell

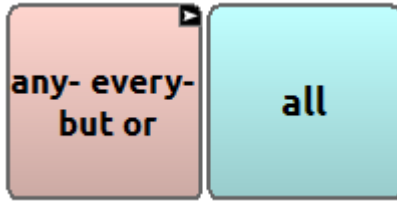


who



# MAY WORDS

all




down



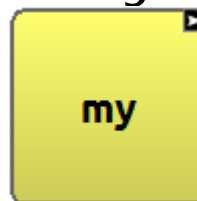
good



little



my



question




sad



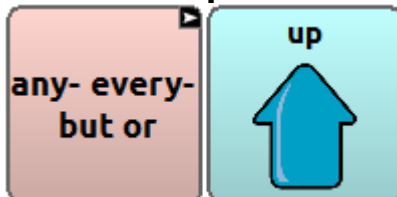
she



turn



up



who

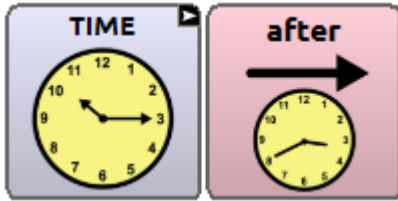


why

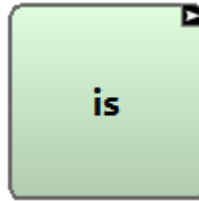


# JUNE WORDS

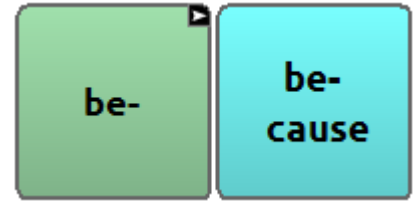
after



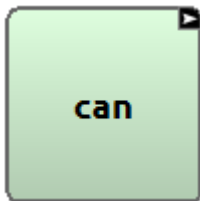
am/is/be



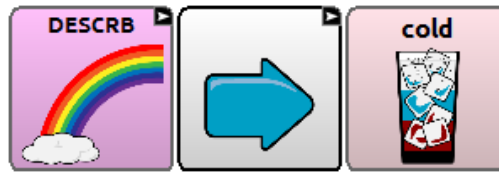
because




can



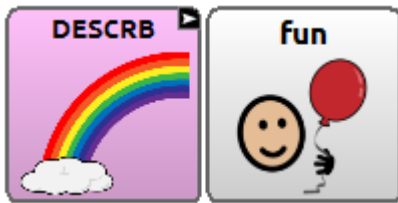
cold



fast



fun



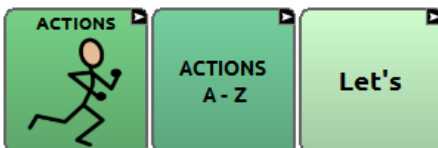
have



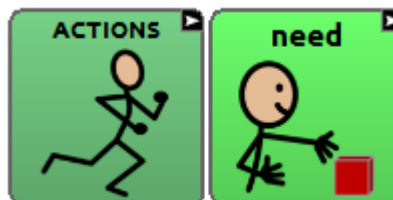
hungry




let/let's



need



talk

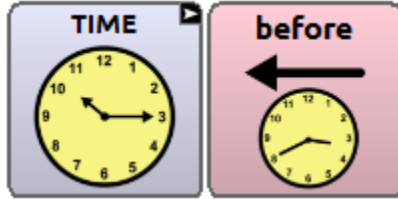


# JULY WORDS

and



before



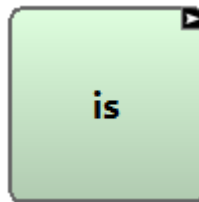
color



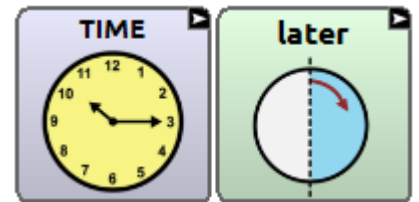
find




is



later



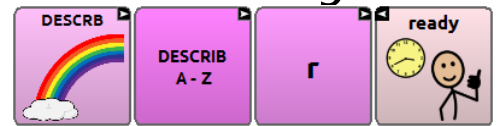
love






much




ready



Or could use   

same



they

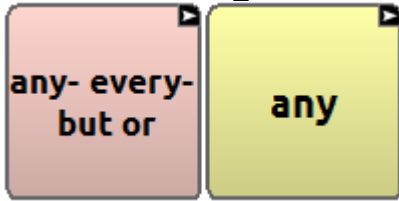


with



# AUGUST WORDS

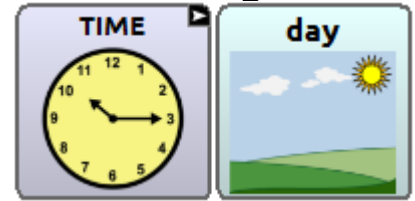
any



bring



day



fall



give



hot



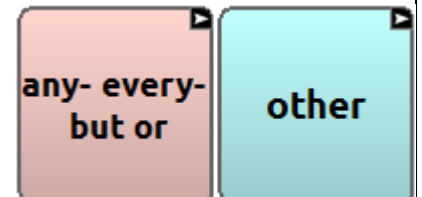
job



know



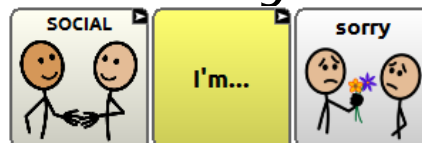
other




sick



sorry



together

(could add to  
any-every-but or )

# SEPTEMBER WORDS


almost

(could add to

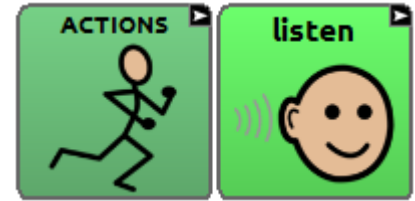
any-every-but or




call



listen



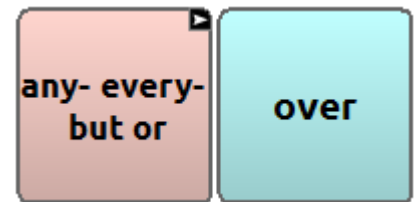
name




nice



over



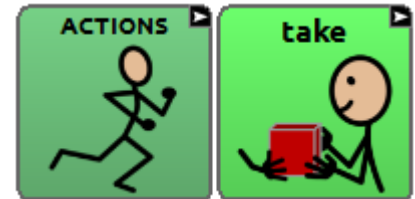
place



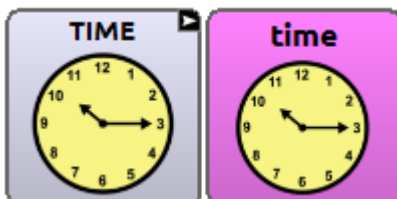
sit



take



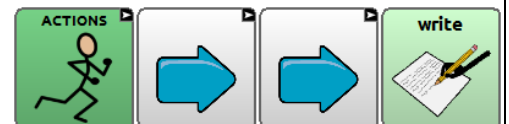
time



we




write



# OCTOBER WORDS

another

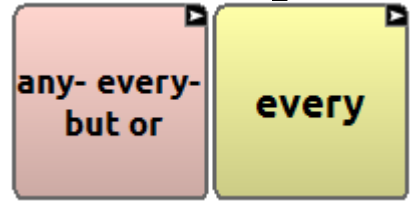
(could add to

any-every-but or )

change



every




for



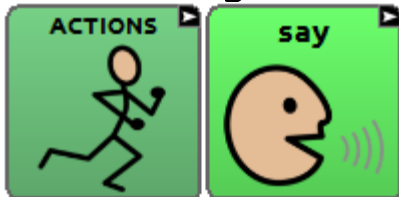
idea



pretty



say




start




thank you



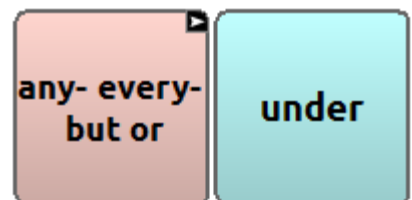
think



try



under



# NOVEMBER WORDS


body



dress




full



guess



hi



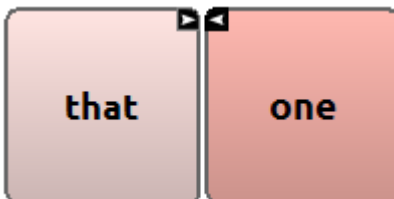
live



maybe




one



ride




tired



very




walk





# DECEMBER WORDS


ask



favorite




goodbye



hear



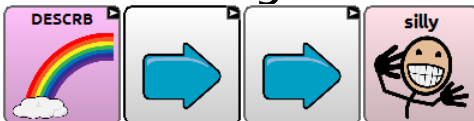
of



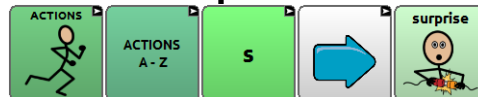
please



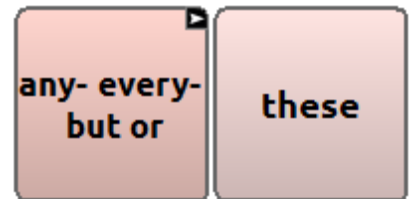
silly




surprise



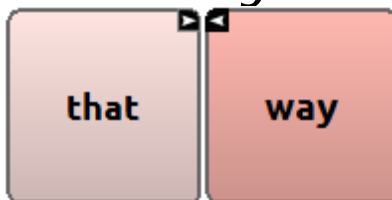
these



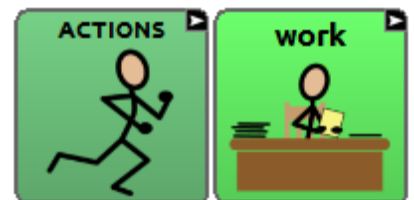
use



way



work





# A Year of Words

Individuals who are learning to use their AAC systems need lots of practice on their core vocabulary words. This packet contains 12 grids of core words, one for each month. Speech-language pathologists, educators, and families can keep the grid of the month handy, and use it as a reminder of which words to focus on for that month. Over the year, you will have given the AAC learner focused practice on 144 words that will help them communicate effectively across many environments and activities.

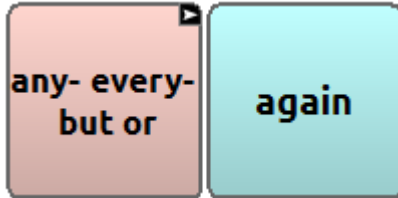
**How to Use:** Determine which symbol set(s) your learners have in their AAC systems (e.g., PCS/Boardmaker, SymbolStix, Pixons, etc). Before the start of the month, insert the appropriate AAC symbol in each box and print the grid. Keep it handy as you provide focused language stimulation on those 12 words throughout the month. You may also want to share copies with the family and other team members.

.....

For more information on semantic intervention for individuals with significant communication challenges see our Vocabulary Instruction Round-Up at <http://bit.ly/SKQP5W>, a Pinterest board with activity ideas (<http://bit.ly/ZJVOqK>), and a SpringPad (<http://bit.ly/RPKosa>).

# JANUARY WORDS

again



all gone/ all done



different



help



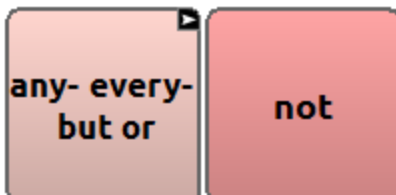
mine



more



not/don't



stop



that



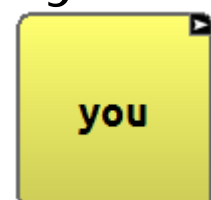
want



what



you



# FEBRUARY WORDS

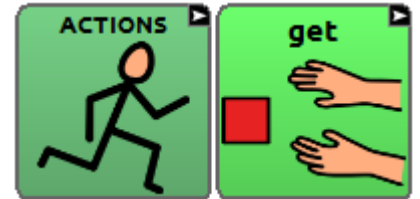
again



eat



get



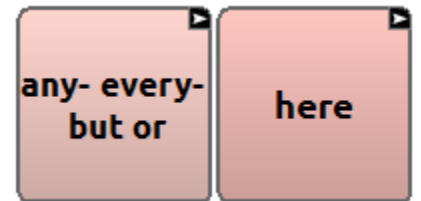
go



happy




here



I/me



like



on



play



put



this

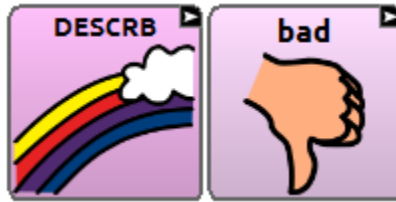


# MARCH WORDS

away



bad



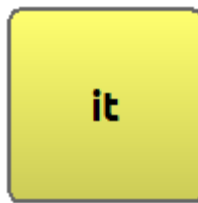
come



good



it



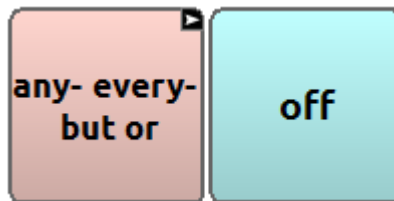
make



now



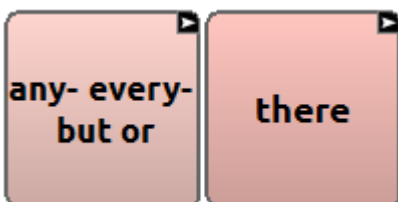
off



read



there



thing



where

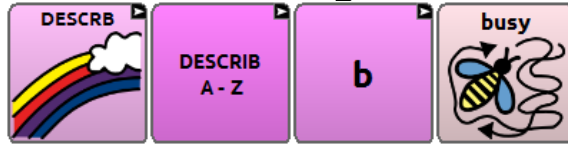


# APRIL WORDS

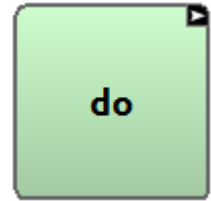
big



busy



do



drink



feel



he



in



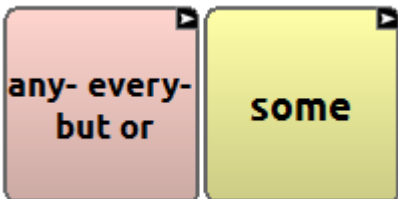
make



out



some



tell

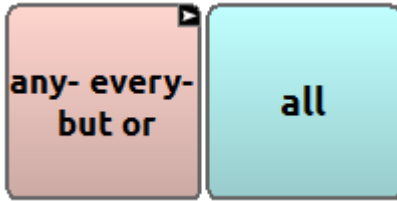


who

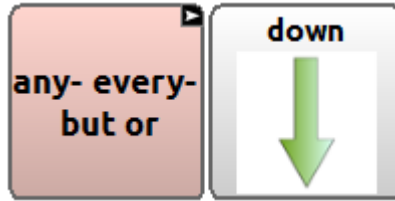


# MAY WORDS

all



down



good



little




my



question



sad



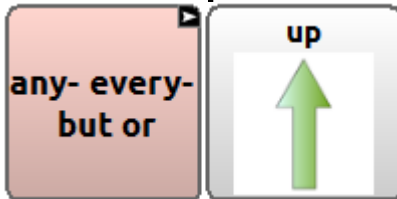
she



turn



up



who

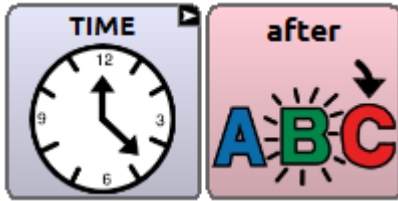


why




# JUNE WORDS

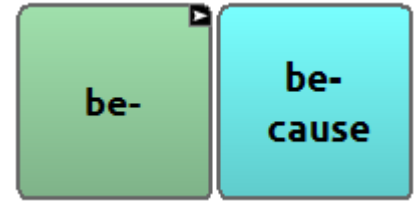
after



am/is/be



because



can




cold



fast




fun



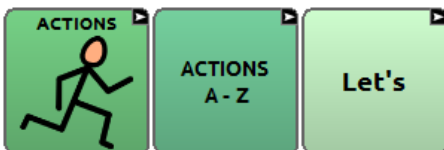
have



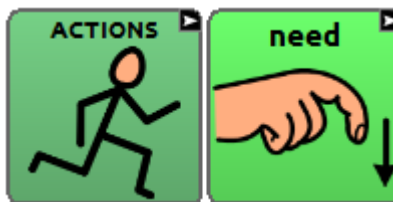
hungry



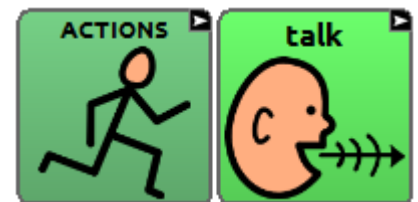
let/let's



need



talk





# JULY WORDS

and



before



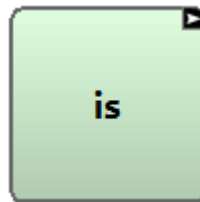
color



find




is



later



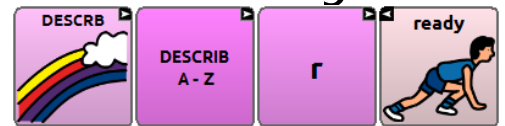
love



much



ready



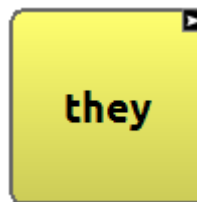
or could use



same



they

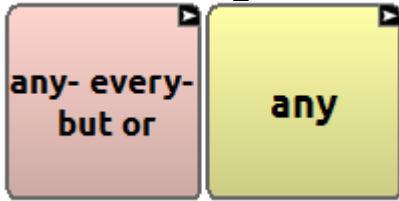


with



# AUGUST WORDS

any



bring



day



fall



give




hot



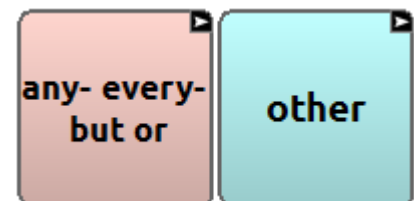
job



know



other




sick



sorry



together

(could add to  
any-every-but or )

# SEPTEMBER WORDS

almost

(could add to

any-every-but or



call



listen



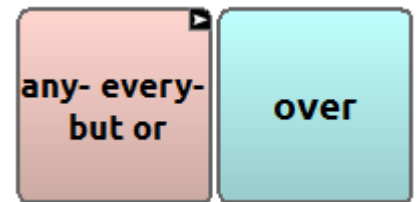
name



nice



over



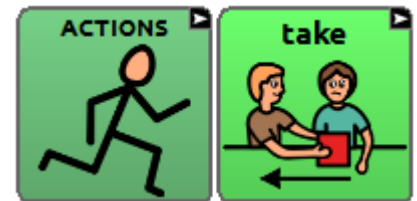
place



sit



take



time



we




write



# OCTOBER WORDS

another

(could add to

any-every-but or )

change



every



for




idea



pretty



say




start



thank you



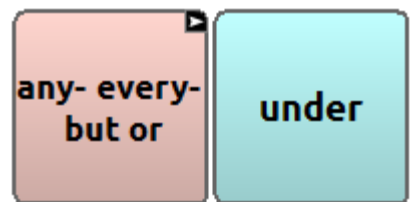
think



try



under



# NOVEMBER WORDS

body



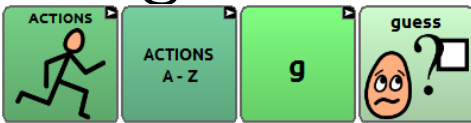
dress



full



guess



hi



live



maybe




one



ride



tired



very



walk



# DECEMBER WORDS

ask



favorite




goodbye



hear



of



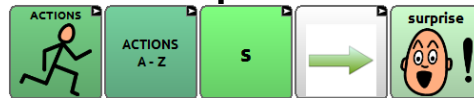
please



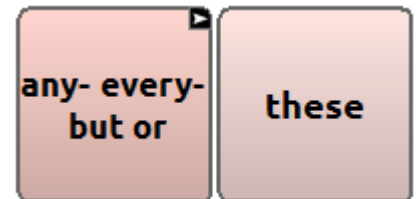
silly



surprise



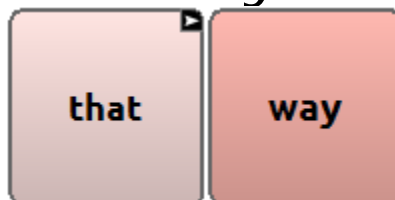
these




use



way



work





# A Year of Words



Individuals who are learning to use their AAC systems need lots of practice on their core vocabulary words. This packet contains 12 grids of core words, one for each month. Speech-language pathologists, educators, and families can keep the grid of the month handy, and use it as a reminder of which words to focus on for that month. Over the year, you will have given the AAC learner focused practice on 144 words that will help them communicate effectively across many environments and activities.

**How to Use:** Determine which symbol set(s) your learners have in their AAC systems (e.g., PCS/Boardmaker, SymbolStix, Pixons, etc). Before the start of the month, insert the appropriate AAC symbol in each box and print the grid. Keep it handy as you provide focused language stimulation on those 12 words throughout the month. You may also want to share copies with the family and other team members.

.....

For more information on semantic intervention for individuals with significant communication challenges see our Vocabulary Instruction Round-Up at <http://bit.ly/SKQP5W>, a Pinterest board with activity ideas (<http://bit.ly/ZJVOqK>), and a SpringPad (<http://bit.ly/RPKosa>).

# JANUARY WORDS

again



all gone/ all done



different



help



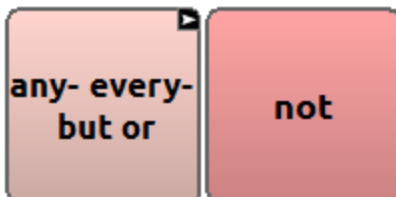
mine



more



not/don't



stop



that



want



what



you






# FEBRUARY WORDS

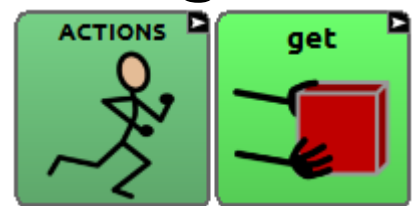
again



eat



get



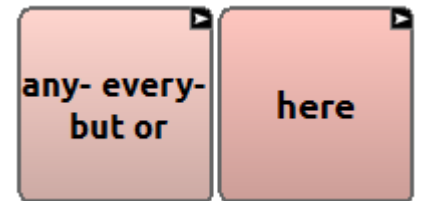
go




happy



here



I/me



like



on



play



put



this



# MARCH WORDS

away



bad




come



good




it



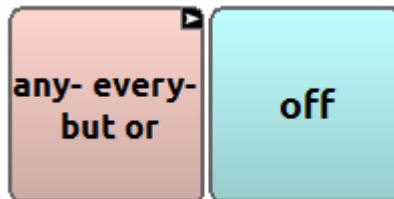
make



now



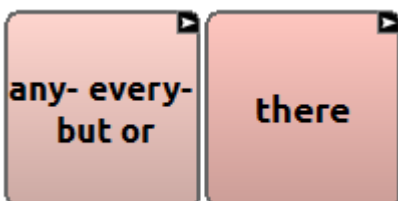
off



read



there



thing

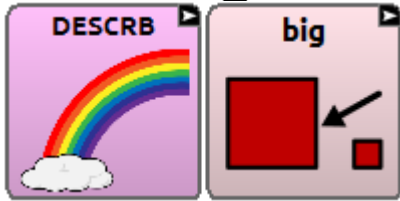


where

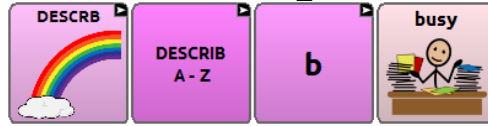


# APRIL WORDS

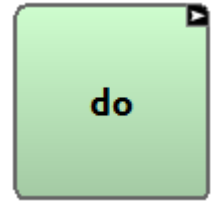
big



busy




do



drink



feel



he



in



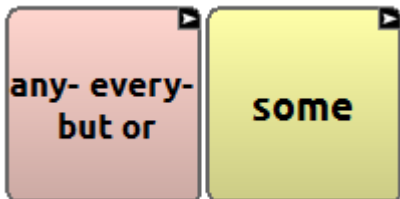
make



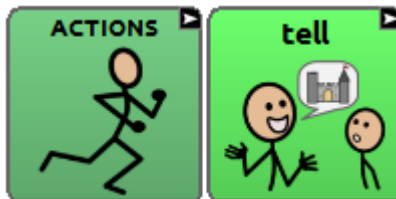
out



some



tell

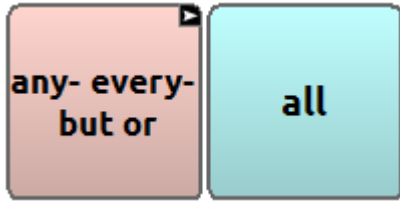


who



# MAY WORDS

all



down



good



little



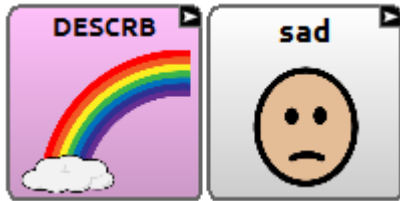
my



question



sad



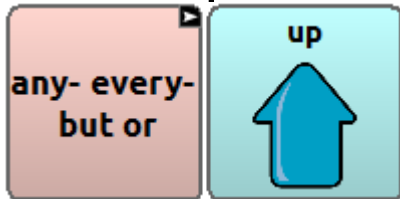
she



turn



up



who

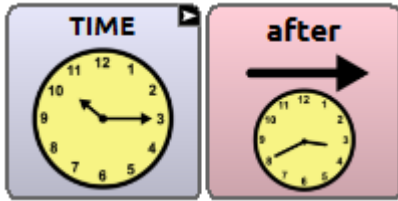


why




# JUNE WORDS

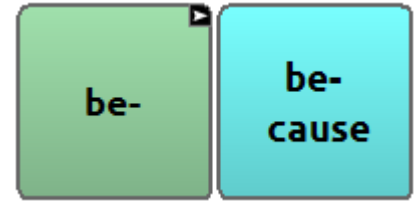
after



am/is/be



because



can



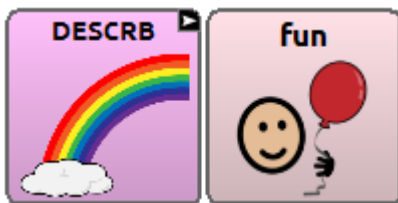
cold



fast



fun



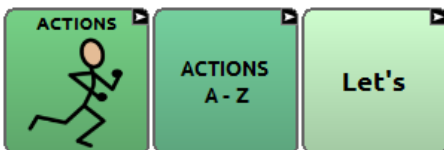
have



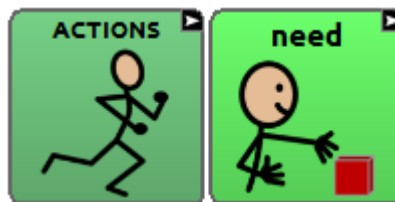
hungry




let/let's



need



talk



# JULY WORDS

and



before



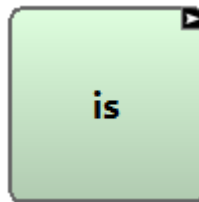
color



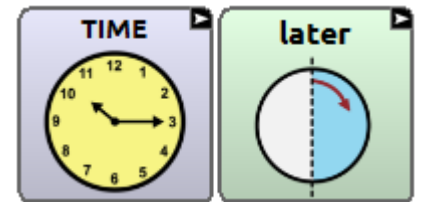
find



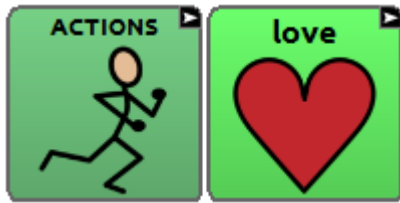
is



later



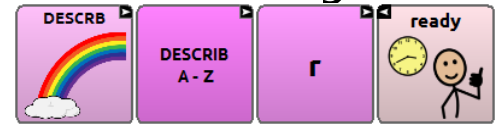
love



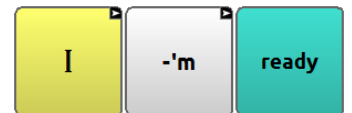
much




ready



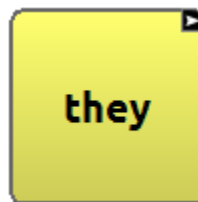
or could use



same



they

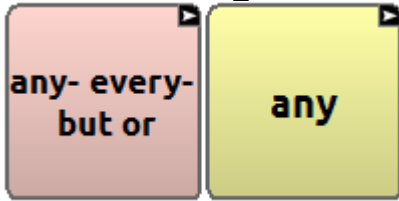


with



# AUGUST WORDS

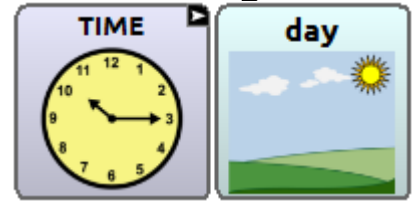
any



bring



day



fall



give



hot



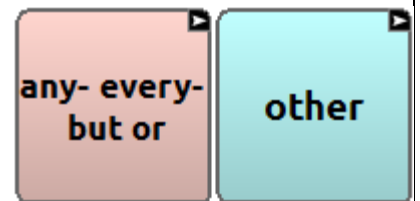
job



know




other




sick



sorry



together

(could add to  
any-every-but or )

# SEPTEMBER WORDS


almost

(could add to

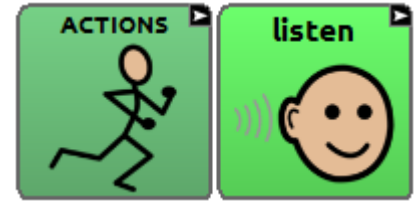
any-every-but or




call



listen



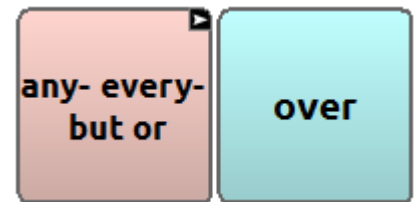
name




nice



over



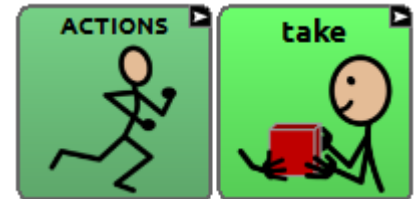
place



sit



take



time



we



write






# OCTOBER WORDS

another

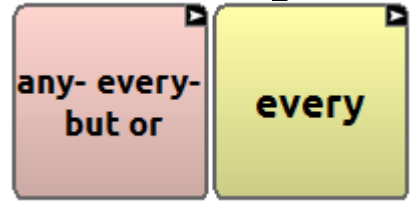
(could add to

any-every-but or )

change



every




for



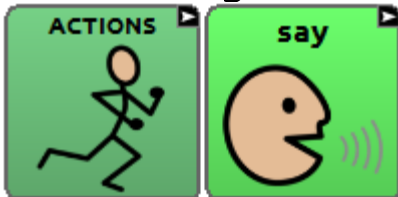
idea



pretty



say




start




thank you



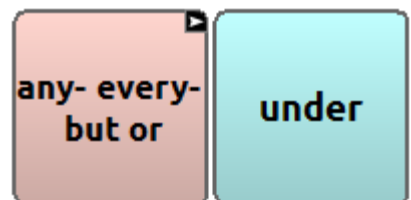
think



try




under



# NOVEMBER WORDS

body



dress



full



guess



hi



live



maybe




one



ride



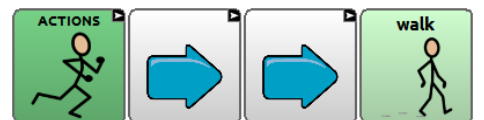
tired



very




walk



# DECEMBER WORDS


ask



favorite




goodbye



hear



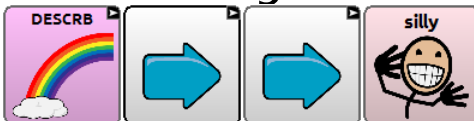
of



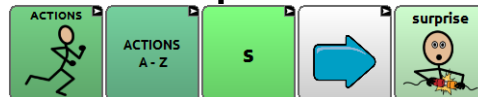
please



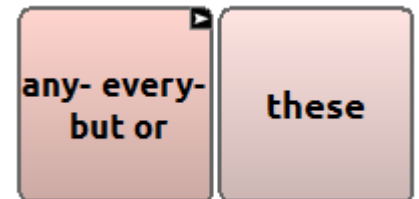
silly



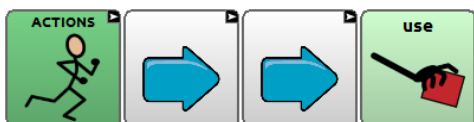
surprise



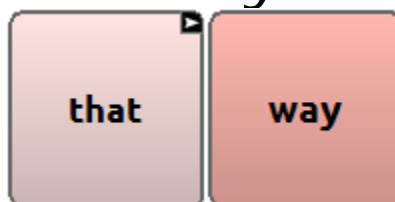
these



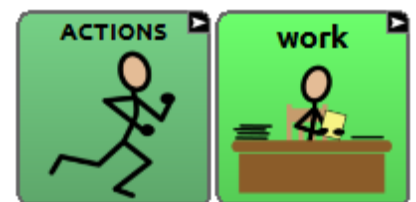
use



way



work





# A Year of Words



Individuals who are learning to use their AAC systems need lots of practice on their core vocabulary words. This packet contains 12 grids of core words, one for each month. Speech-language pathologists, educators, and families can keep the grid of the month handy, and use it as a reminder of which words to focus on for that month. Over the year, you will have given the AAC learner focused practice on 144 words that will help them communicate effectively across many environments and activities.

**How to Use:** Determine which symbol set(s) your learners have in their AAC systems (e.g., PCS/Boardmaker, SymbolStix, Pixons, etc). Before the start of the month, insert the appropriate AAC symbol in each box and print the grid. Keep it handy as you provide focused language stimulation on those 12 words throughout the month. You may also want to share copies with the family and other team members.

.....

For more information on semantic intervention for individuals with significant communication challenges see our Vocabulary Instruction Round-Up at <http://bit.ly/SKQP5W>, a Pinterest board with activity ideas (<http://bit.ly/ZJVOqK>), and a SpringPad (<http://bit.ly/RPKosa>).

# JANUARY WORDS


again



all gone/ all done




different



help



mine



more



not/don't



stop



that



want



what



you



# FEBRUARY WORDS

again



eat



get



go




happy



here



I/me



like



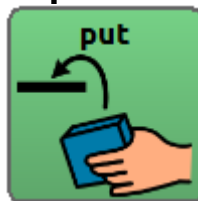
on



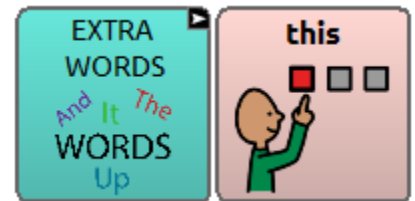
play



put



this

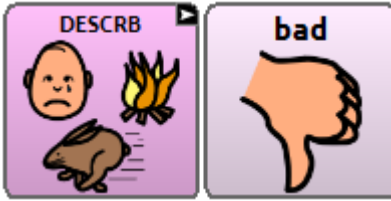


# MARCH WORDS

away



bad



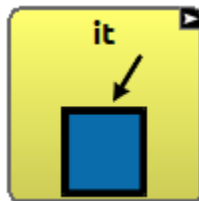
come



good



it



make



now



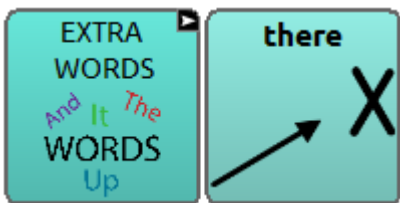
off



read



there



thing



where



# APRIL WORDS


big



busy




do



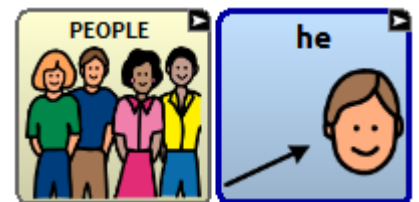
drink



feel



he



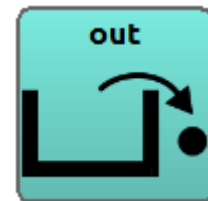
in



make



out



some



tell



who



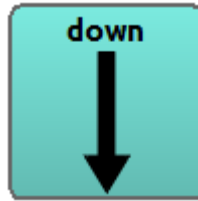


# MAY WORDS

all



down



good



little




my



question



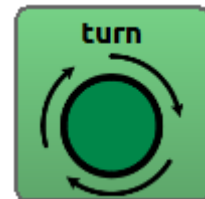
sad



she



turn



up



who



why




# JUNE WORDS

after



am/is/be



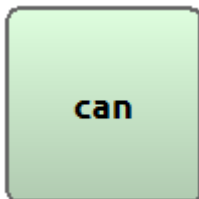
because

(could add to



extra words )

can




cold



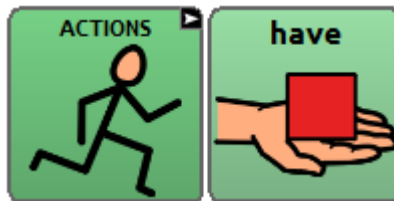
fast



fun



have



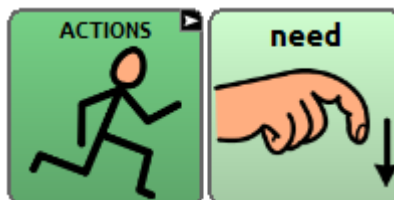
hungry



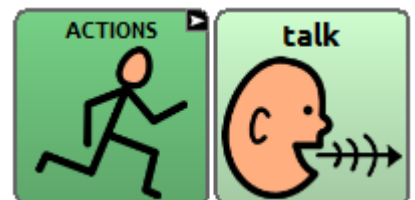
let/let's



need

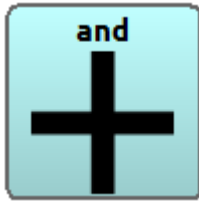


talk



# JULY WORDS

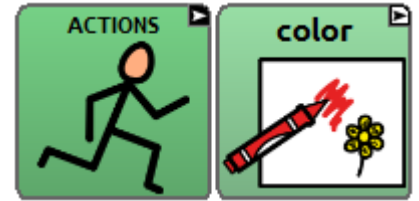
and



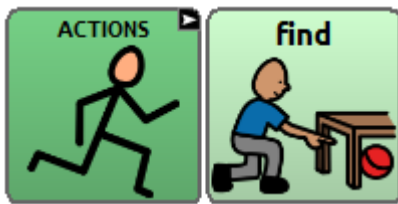
before




color



find



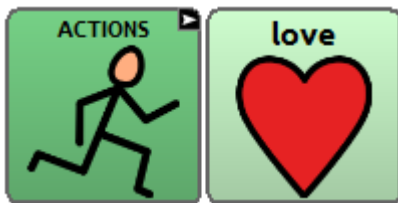
is



later



love



much



ready




or could use



same



they



with



# AUGUST WORDS


any



bring



day



fall




give



hot




job



know



other

(could add to  
  
 extra words )


sick



sorry



together


(could add to  
  
 extra words )

# SEPTEMBER WORDS

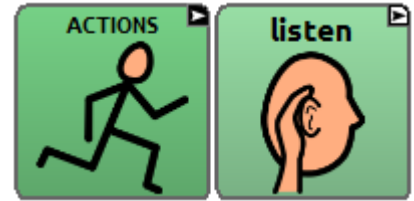
almost



call




listen



name



nice



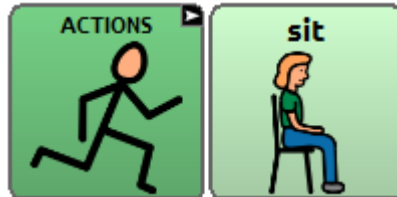
over



place



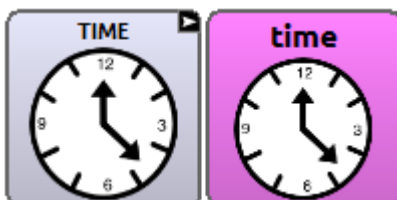
sit



take



time



we



write



# OCTOBER WORDS

another

(could add to

extra words  )

change



every



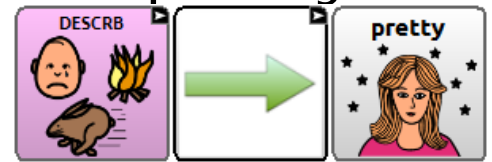
for




idea



pretty



say



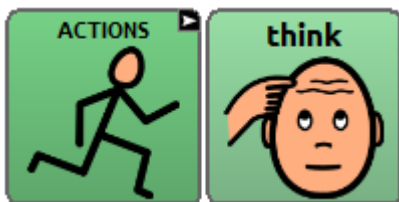
start



thank you



think



try

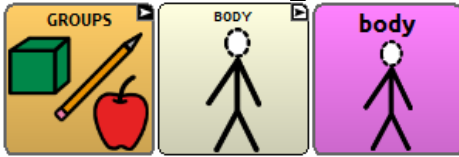


under



# NOVEMBER WORDS


body



dress



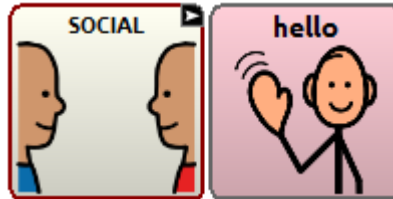
full



guess



hi



live




maybe




one



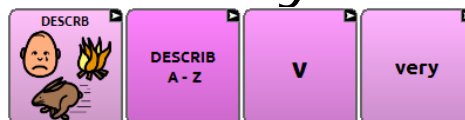
ride



tired



very

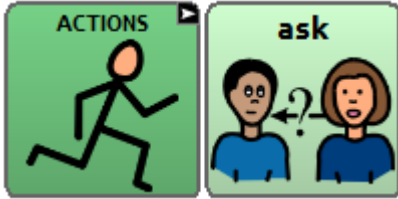


walk




# DECEMBER WORDS

ask



favorite



goodbye



hear



of



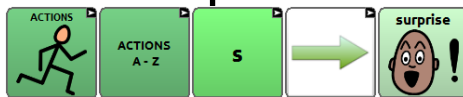
please



silly



surprise



these



use



way



work









# A Year of Words



Individuals who are learning to use their AAC systems need lots of practice on their core vocabulary words. This packet contains 12 grids of core words, one for each month. Speech-language pathologists, educators, and families can keep the grid of the month handy, and use it as a reminder of which words to focus on for that month. Over the year, you will have given the AAC learner focused practice on 144 words that will help them communicate effectively across many environments and activities.

**How to Use:** Determine which symbol set(s) your learners have in their AAC systems (e.g., PCS/Boardmaker, SymbolStix, Pixons, etc). Before the start of the month, insert the appropriate AAC symbol in each box and print the grid. Keep it handy as you provide focused language stimulation on those 12 words throughout the month. You may also want to share copies with the family and other team members.

.....

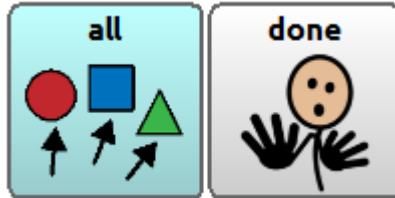
For more information on semantic intervention for individuals with significant communication challenges see our Vocabulary Instruction Round-Up at <http://bit.ly/SKQP5W>, a Pinterest board with activity ideas (<http://bit.ly/ZJVOqK>), and a SpringPad (<http://bit.ly/RPKosa>).

# JANUARY WORDS

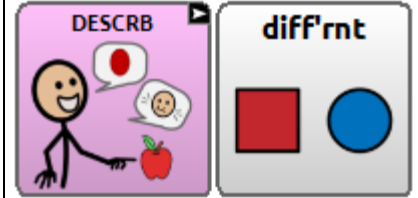
again



all gone/ all done



different



help



mine



more



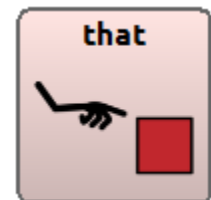
not/don't



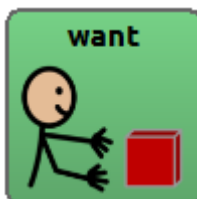
stop



that



want



what



you



# FEBRUARY WORDS

again



eat



get



go



happy



here



I/me



like



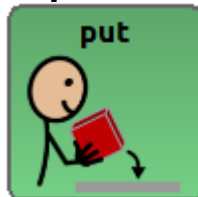
on



play



put



this

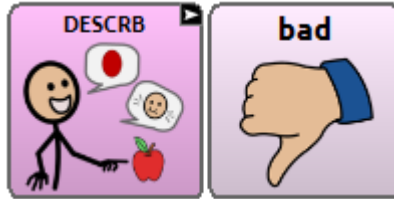


# MARCH WORDS

away



bad



come



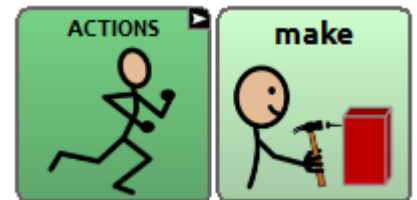
good



it



make



now



off



read



there



thing

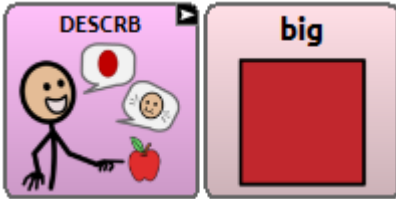


where




# APRIL WORDS

big



busy




do



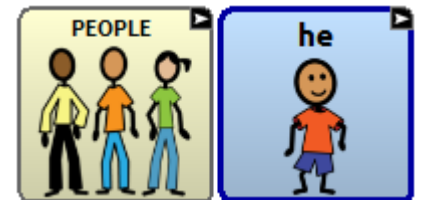
drink



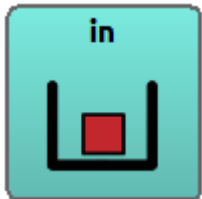
feel



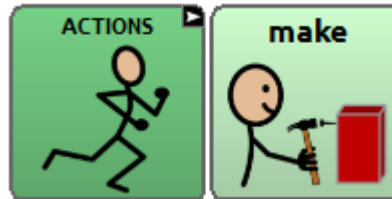
he



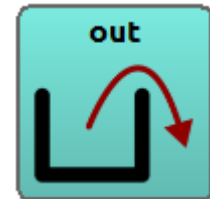
in



make



out



some



tell

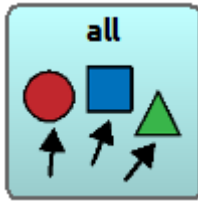


who



# MAY WORDS

all



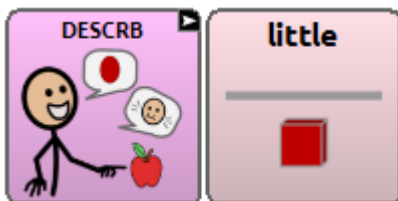
down



good



little



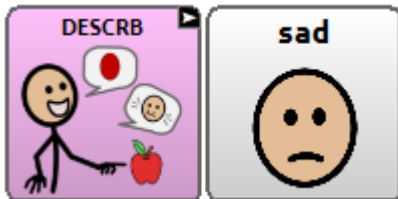
my



question



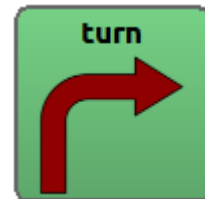
sad



she



turn



up



who



why




# JUNE WORDS

after



am/is/be



because

(could add to



extra words )


can




cold



fast



fun




have



hungry



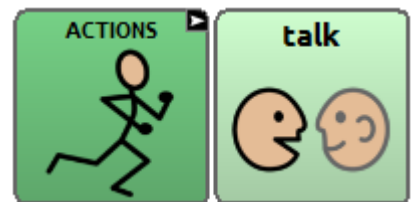
let/let's



need



talk





# JULY WORDS


and



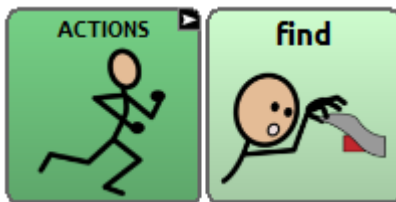
before




color



find



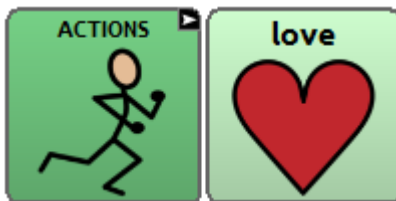
is



later



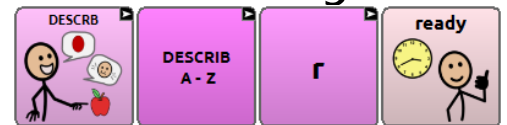
love



much



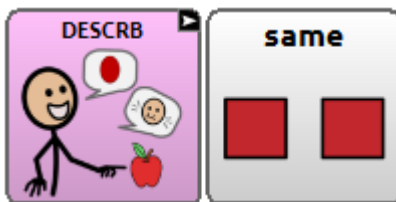
ready



or could use



same



they



with



# AUGUST WORDS

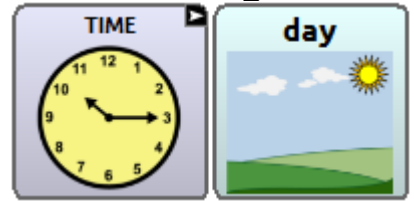
any



bring



day



fall




give



hot




job




know



other

(could add to  
 extra words  )


sick



sorry



together


(could add to  
 extra words  )

# SEPTEMBER WORDS

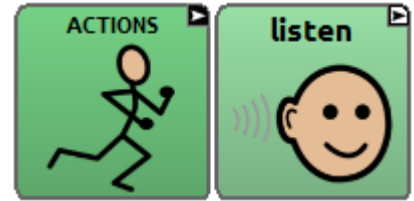
almost



call



listen



name



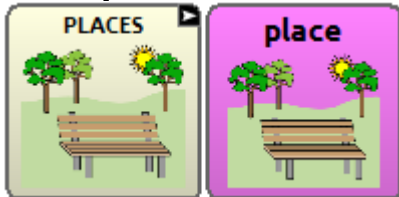
nice



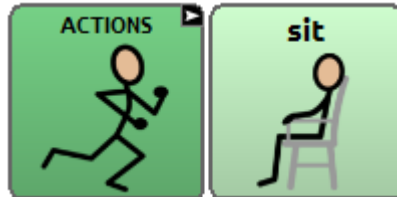
over



place



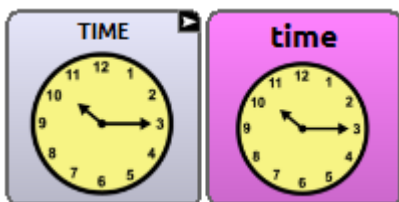
sit



take



time



we



write



# OCTOBER WORDS

another

(could add to

extra words  )

change




every



for



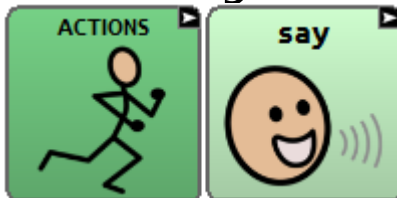
idea



pretty



say



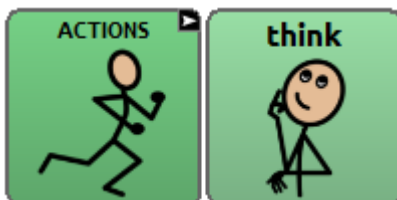
start



thank you



think



try




under



# NOVEMBER WORDS

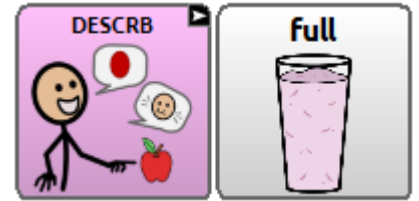
body



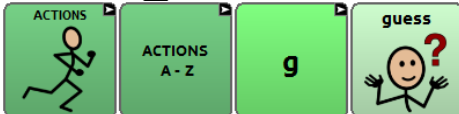
dress




full



guess



hi



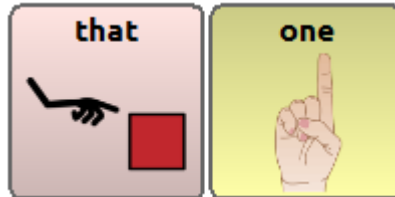
live



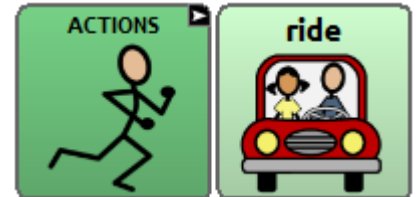
maybe




one



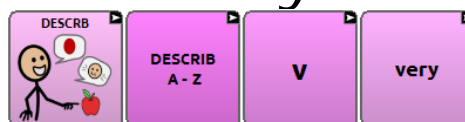
ride



tired



very

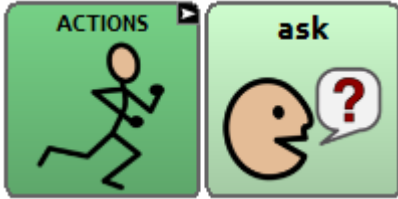


walk




# DECEMBER WORDS


ask



favorite



goodbye



hear



of



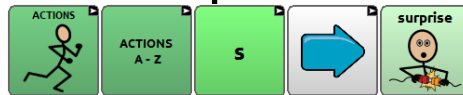
please



silly



surprise



these




use



way



work







# A Year of Words



Individuals who are learning to use their AAC systems need lots of practice on their core vocabulary words. This packet contains 12 grids of core words, one for each month. Speech-language pathologists, educators, and families can keep the grid of the month handy, and use it as a reminder of which words to focus on for that month. Over the year, you will have given the AAC learner focused practice on 144 words that will help them communicate effectively across many environments and activities.

**How to Use:** Determine which symbol set(s) your learners have in their AAC systems (e.g., PCS/Boardmaker, SymbolStix, Pixons, etc). Before the start of the month, insert the appropriate AAC symbol in each box and print the grid. Keep it handy as you provide focused language stimulation on those 12 words throughout the month. You may also want to share copies with the family and other team members.

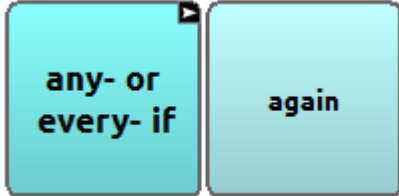
.....

For more information on semantic intervention for individuals with significant communication challenges see our Vocabulary Instruction Round-Up at <http://bit.ly/SKQP5W>, a Pinterest board with activity ideas (<http://bit.ly/ZJVOqK>), and a SpringPad (<http://bit.ly/RPKosa>).

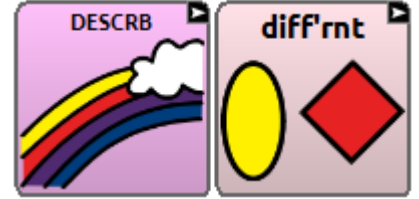


# JANUARY WORDS

again



all gone/ all done



different

help



mine



more



not/don't



stop



that



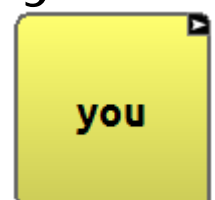
want



what

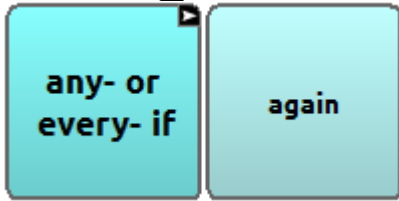


you



# FEBRUARY WORDS

again



eat



get



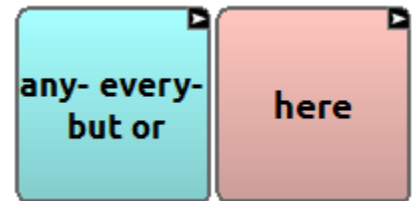
go



happy



here



I/me



like



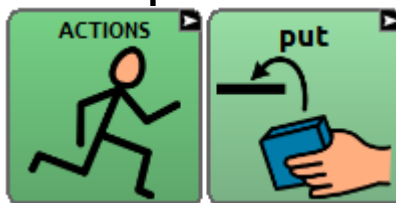
on



play



put

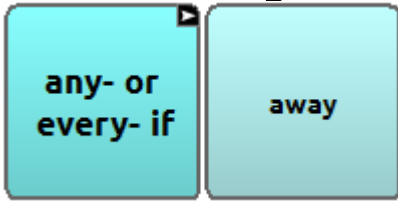


this

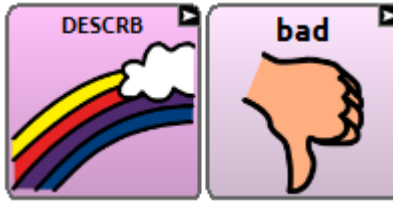


# MARCH WORDS

away



bad



come



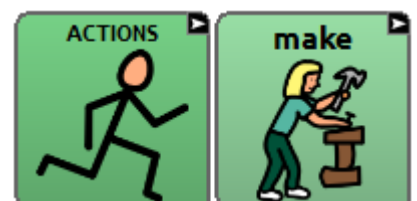
good



it



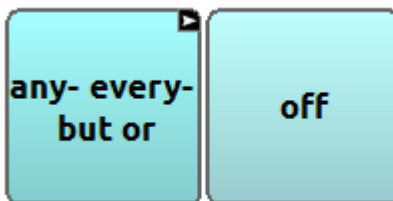
make



now



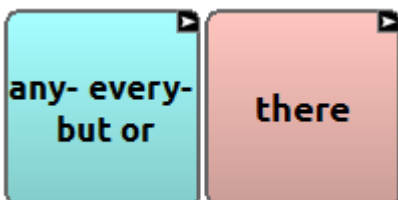
off



read



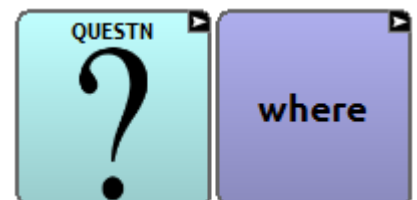
there



thing



where



# APRIL WORDS


big



busy



do



drink



feel



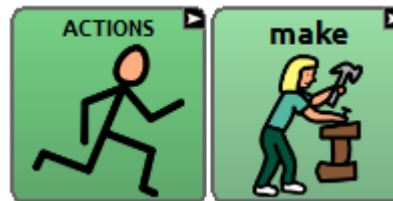
he



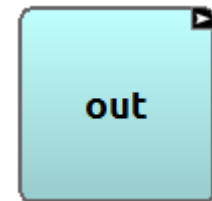
in



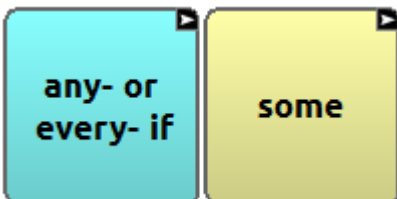
make



out



some



tell

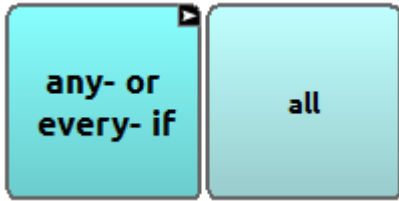


who



# MAY WORDS

all



down



good



little




my



question



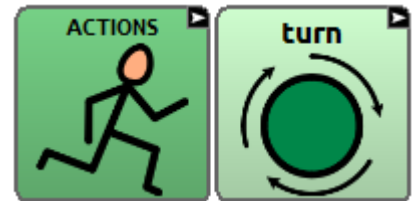
sad



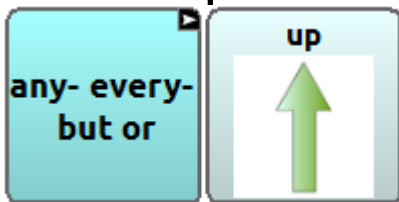
she



turn



up



who



why

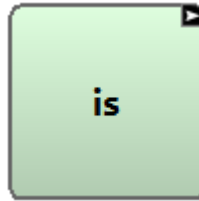


# JUNE WORDS

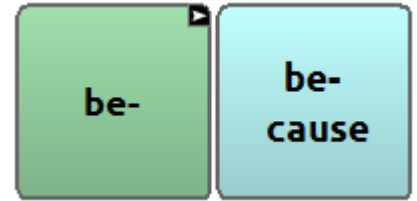
after



am/is/be



because



can




cold



fast




fun



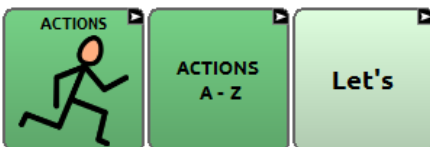
have



hungry



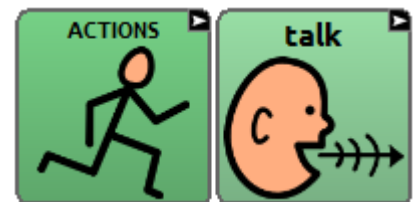
let/let's



need



talk



# JULY WORDS

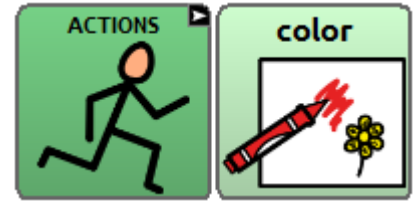
and



before



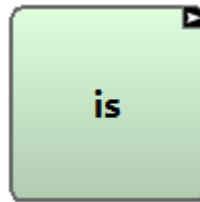
color



find



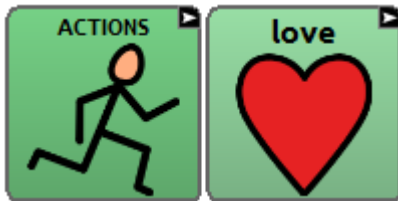
is



later



love



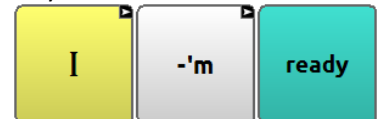
much



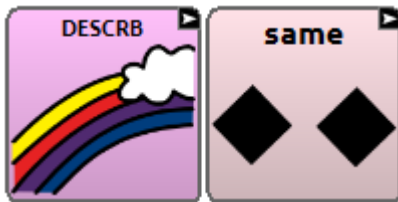
ready



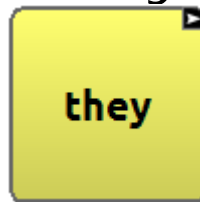
or you could use



same



they

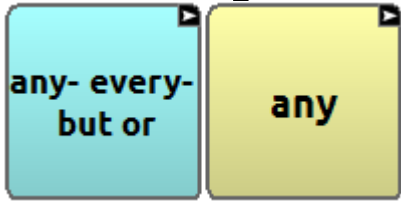


with



# AUGUST WORDS

any



bring



day



fall



give



hot



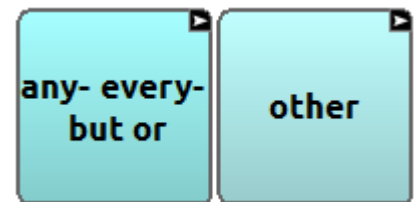
job



know




other




sick



sorry



together

(could add to  
any-every-but or )




# SEPTEMBER WORDS

almost



call



listen



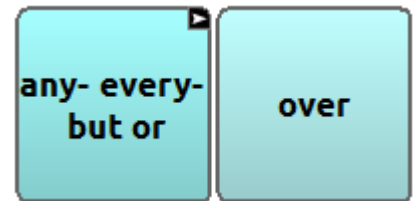
name



nice



over



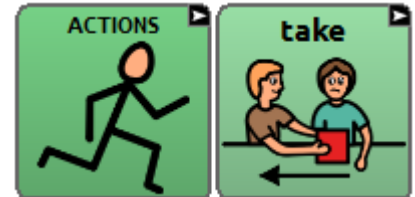
place



sit



take



time



we




write



# OCTOBER WORDS

another

(could add to  
any-every-but or )

change



every



for




idea



pretty



say



start



thank you



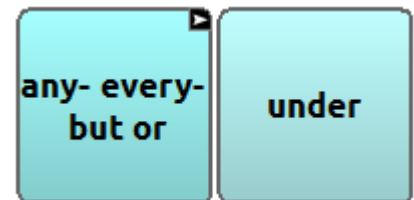
think



try

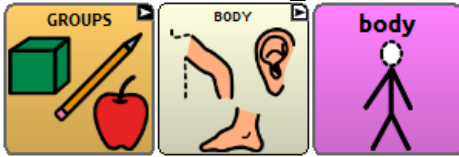


under



# NOVEMBER WORDS

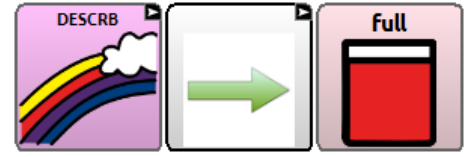
body



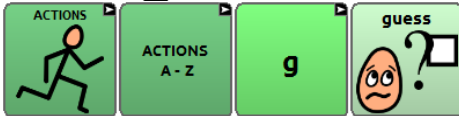
dress



full




guess



hi



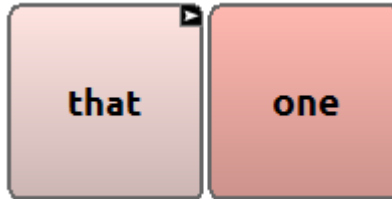
live




maybe



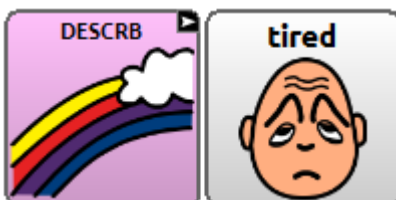
one



ride



tired



very

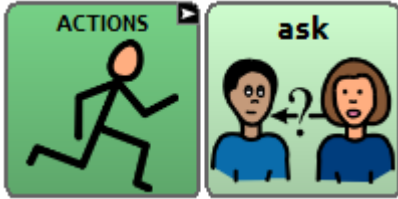


walk



# DECEMBER WORDS

ask



favorite




goodbye



hear



of



please



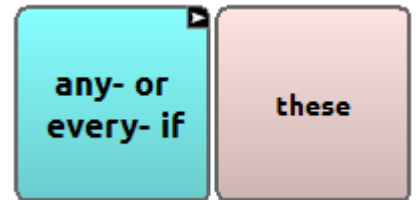
silly



surprise



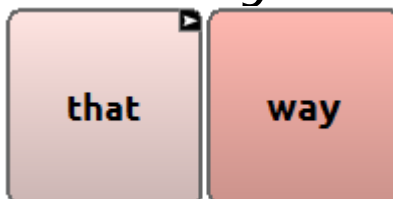
these



use



way



work







# A Year of Words



Individuals who are learning to use their AAC systems need lots of practice on their core vocabulary words. This packet contains 12 grids of core words, one for each month. Speech-language pathologists, educators, and families can keep the grid of the month handy, and use it as a reminder of which words to focus on for that month. Over the year, you will have given the AAC learner focused practice on 144 words that will help them communicate effectively across many environments and activities.

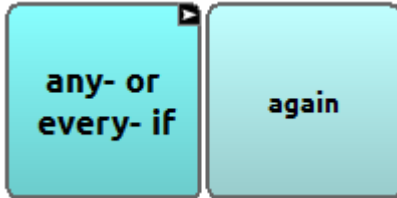
**How to Use:** Determine which symbol set(s) your learners have in their AAC systems (e.g., PCS/Boardmaker, SymbolStix, Pixons, etc). Before the start of the month, insert the appropriate AAC symbol in each box and print the grid. Keep it handy as you provide focused language stimulation on those 12 words throughout the month. You may also want to share copies with the family and other team members.

.....

For more information on semantic intervention for individuals with significant communication challenges see our Vocabulary Instruction Round-Up at <http://bit.ly/SKQP5W>, a Pinterest board with activity ideas (<http://bit.ly/ZJVOqK>), and a SpringPad (<http://bit.ly/RPKosa>).

# JANUARY WORDS

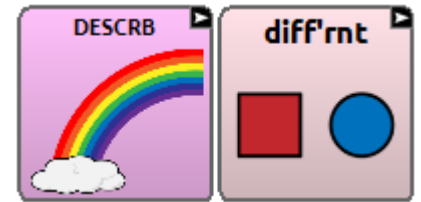
again



all gone/ all done



different



help



mine



more



not/don't




stop



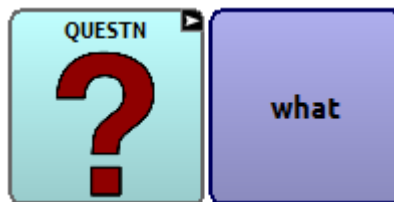
that



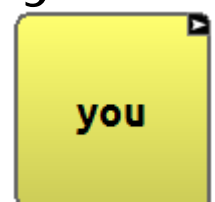
want



what

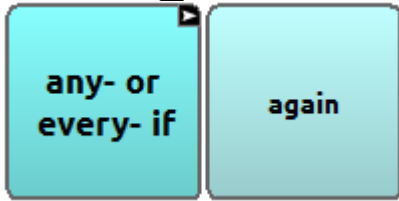


you




# FEBRUARY WORDS

again



eat



get



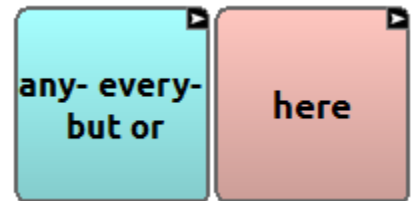
go



happy



here



I/me



like



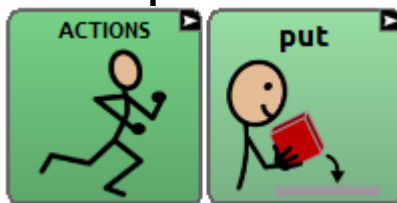
on



play



put



this






# MARCH WORDS

away



bad



come



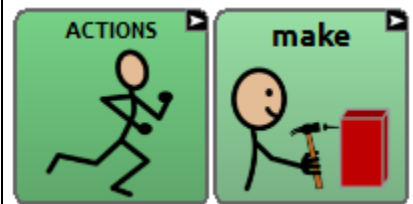
good



it



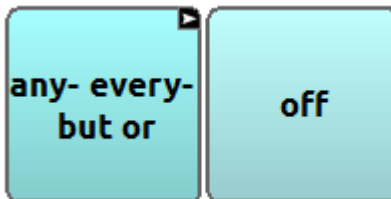
make



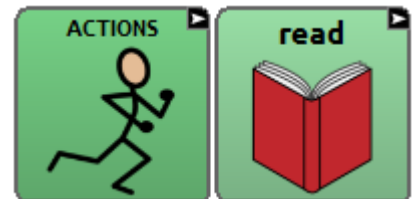
now



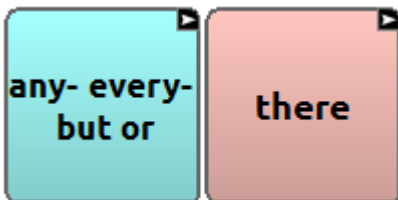
off



read



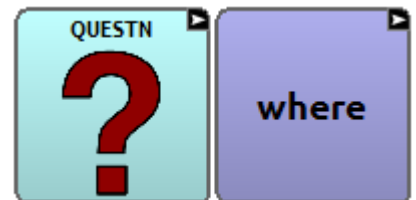
there



thing

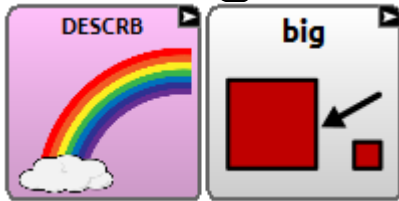


where

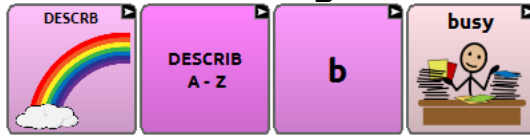


# APRIL WORDS

big



busy




do



drink



feel



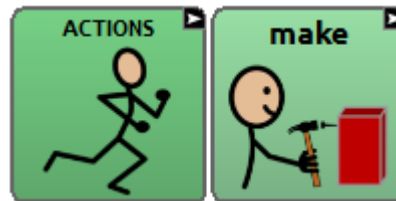
he



in



make




out



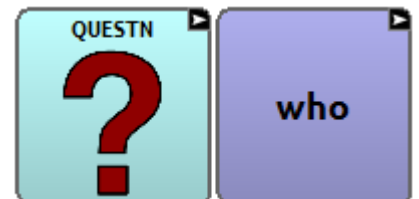
some



tell

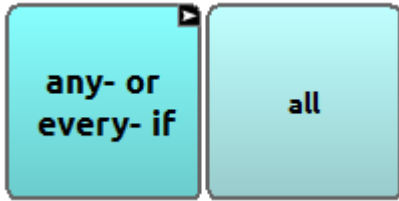


who



# MAY WORDS

all



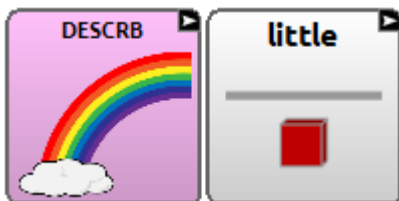
down



good



little



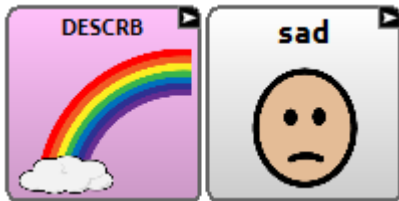
my



question



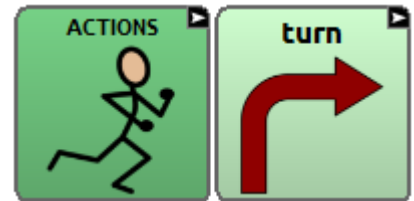
sad



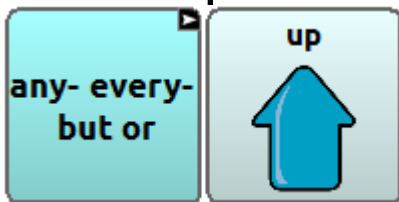
she



turn



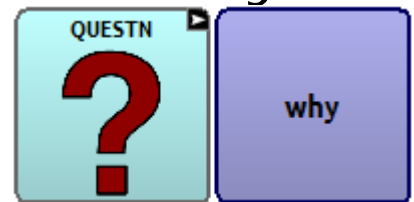
up



who

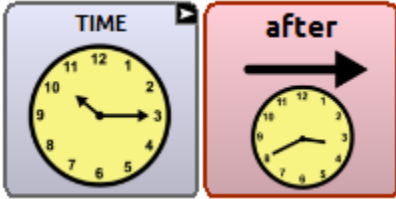


why




# JUNE WORDS

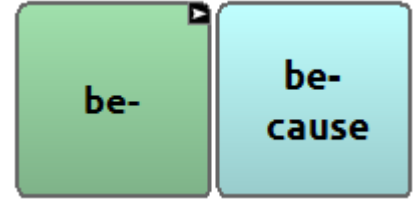
after



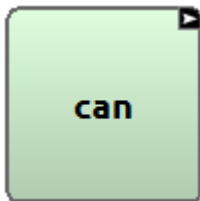
am/is/be



because




can



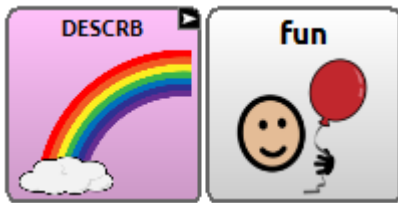
cold



fast



fun



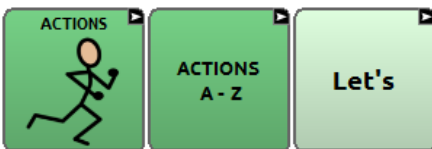
have



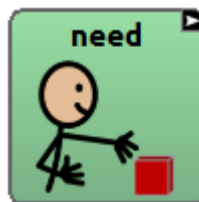
hungry



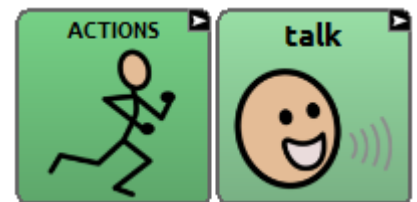
let/let's



need



talk



# JULY WORDS


and



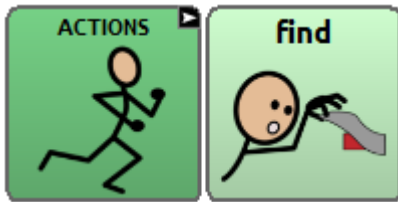
before



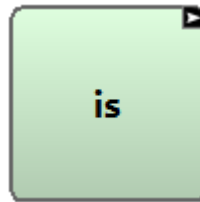
color



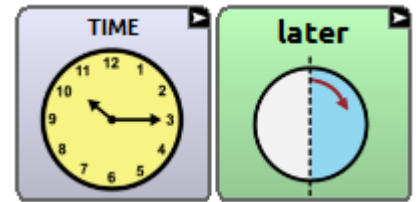
find



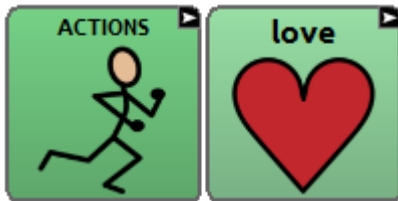
is



later



love



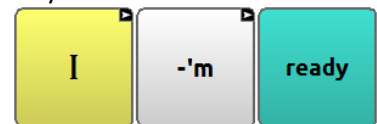
much



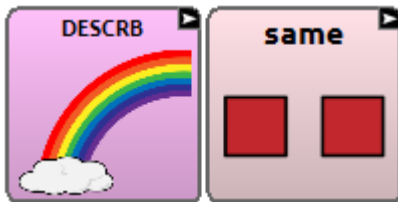
ready



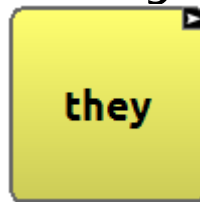
or you could use



same



they

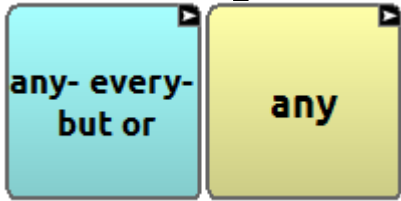


with



# AUGUST WORDS

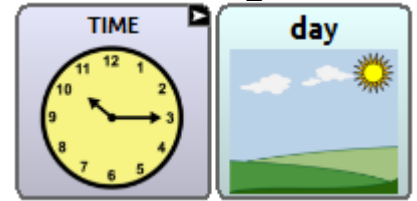
any



bring



day



fall



give



hot



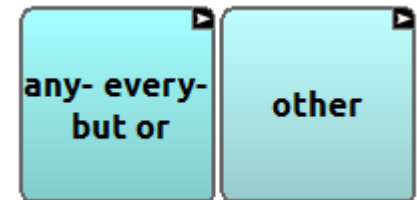
job




know




other




sick



sorry



together


(could add to  
any-every-but or )

# SEPTEMBER WORDS

almost



call



listen



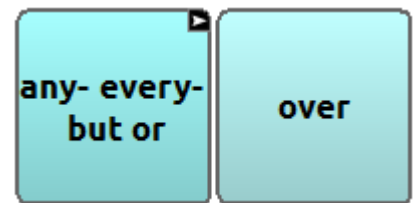
name




nice



over



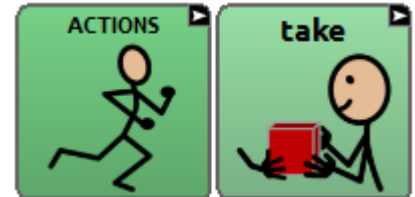
place



sit



take



time



we




write



# OCTOBER WORDS

another

(could add to  
any-every-but or )

change



every



for



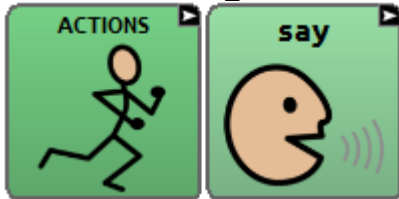
idea



pretty



say



start



thank you



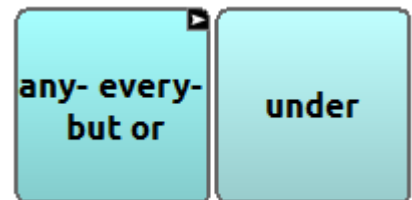
think



try



under





# NOVEMBER WORDS


body



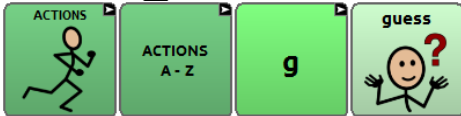
dress



full



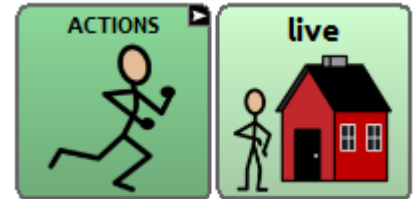
guess



hi



live



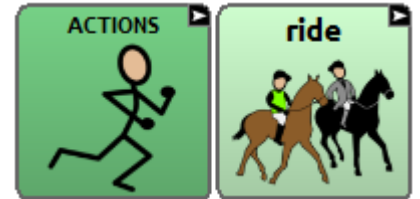
maybe



one



ride



tired



very

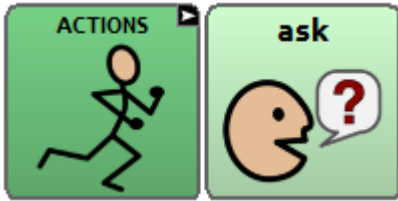


walk



# DECEMBER WORDS


ask



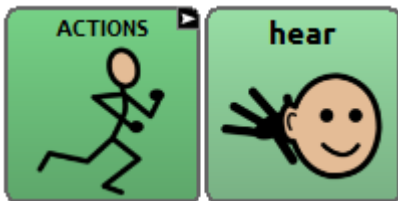
favorite




goodbye



hear



of



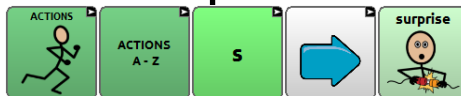
please



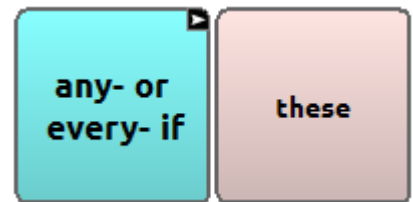
silly



surprise



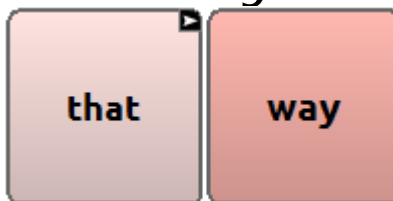
these



use



way



work







# A Year of Words



Individuals who are learning to use their AAC systems need lots of practice on their core vocabulary words. This packet contains 12 grids of core words, one for each month. Speech-language pathologists, educators, and families can keep the grid of the month handy, and use it as a reminder of which words to focus on for that month. Over the year, you will have given the AAC learner focused practice on 144 words that will help them communicate effectively across many environments and activities.

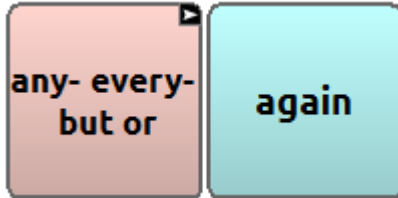
**How to Use:** Determine which symbol set(s) your learners have in their AAC systems (e.g., PCS/Boardmaker, SymbolStix, Pixons, etc). Before the start of the month, insert the appropriate AAC symbol in each box and print the grid. Keep it handy as you provide focused language stimulation on those 12 words throughout the month. You may also want to share copies with the family and other team members.

.....

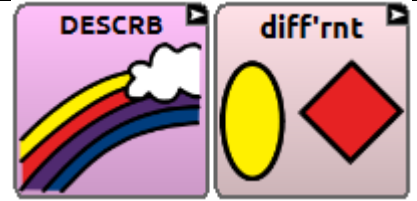
For more information on semantic intervention for individuals with significant communication challenges see our Vocabulary Instruction Round-Up at <http://bit.ly/SKQP5W>, a Pinterest board with activity ideas (<http://bit.ly/ZJVOqK>), and a SpringPad (<http://bit.ly/RPKosa>).

# JANUARY WORDS

again



all gone/ all done



different

help



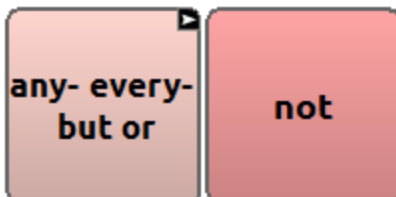
mine



more



not/don't



stop



that



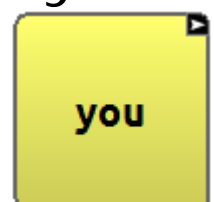
want



what



you



# FEBRUARY WORDS

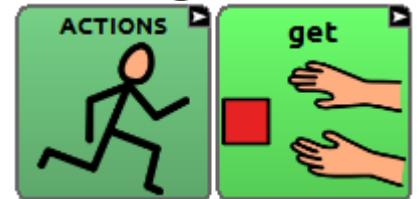
again



eat



get



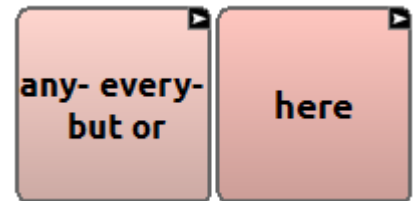
go



happy




here



I/me



like



on



play



put

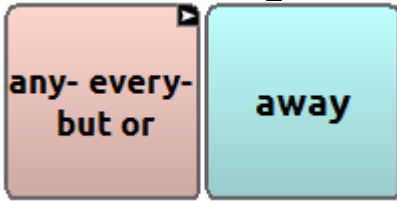


this



# MARCH WORDS

away



bad




come



good



it



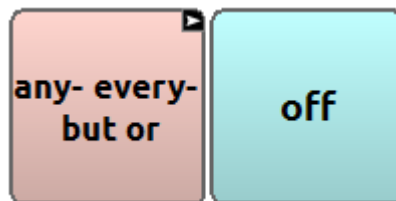
make



now



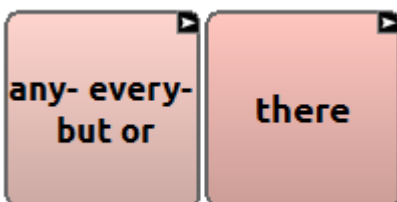
off



read



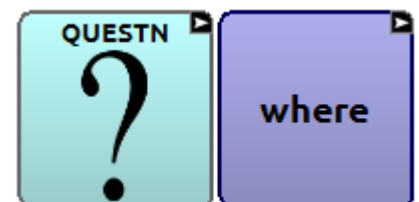
there



thing



where



# APRIL WORDS

big



busy



do



drink



feel



he



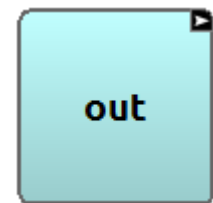
in



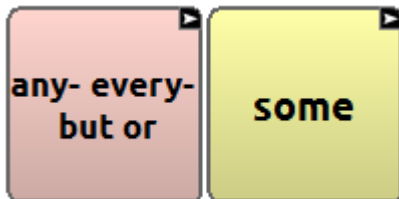
make



out



some



tell



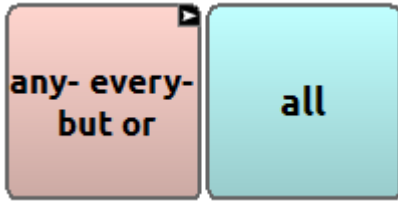
who



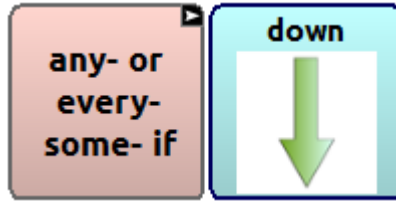


# MAY WORDS

all



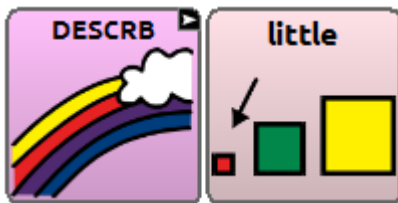
down



good



little




my



question



sad



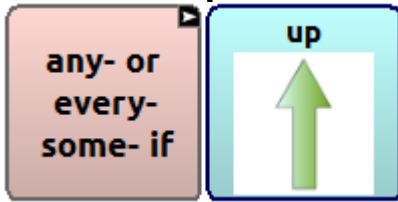
she



turn



up



who

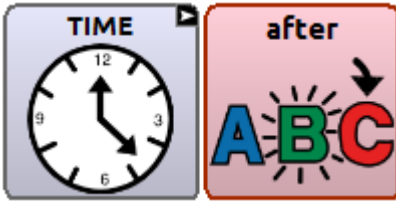


why

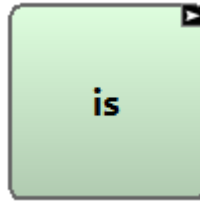


# JUNE WORDS

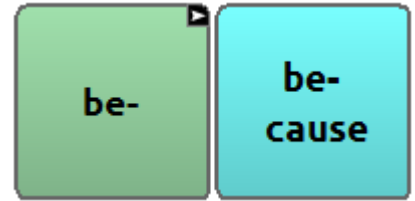
after



am/is/be



because



can




cold



fast




fun



have



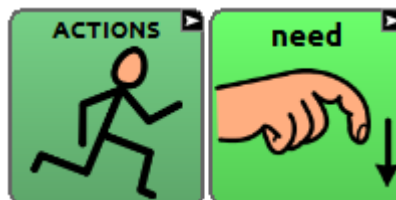
hungry



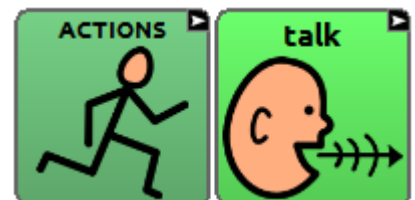
let/let's



need



talk



# JULY WORDS

and



before



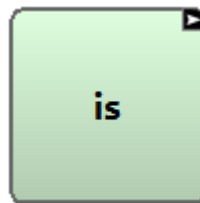
color




find



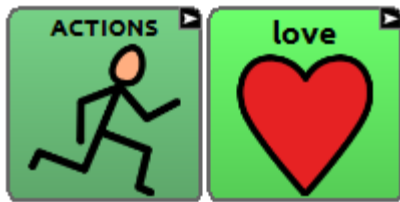
is



later



love



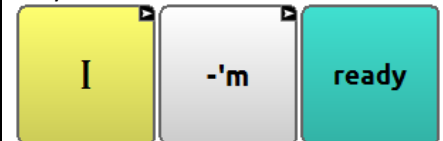
much



ready



Or you could use



same



they



with

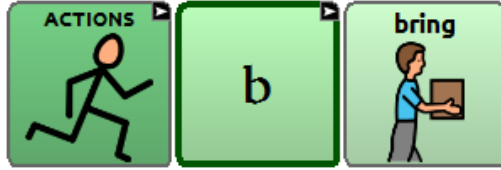


# AUGUST WORDS


any



bring



day



fall



give



hot



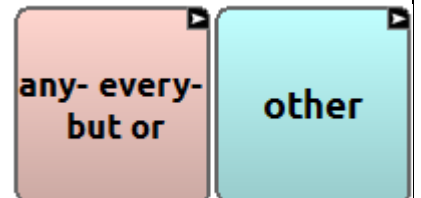
job



know



other




sick



sorry



together

(could add to  
any-every-but or )

# SEPTEMBER WORDS


almost

(could add to

any-every-but or




call



listen



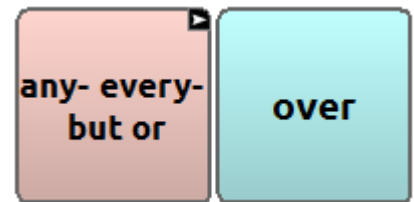
name



nice



over



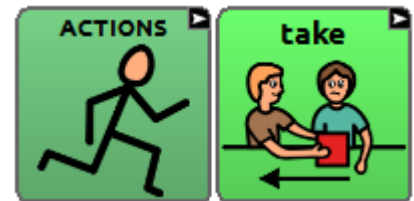
place



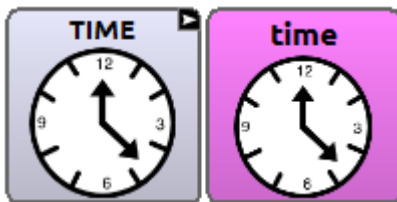
sit



take



time



we




write



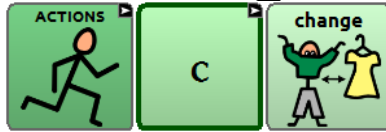
# OCTOBER WORDS

another

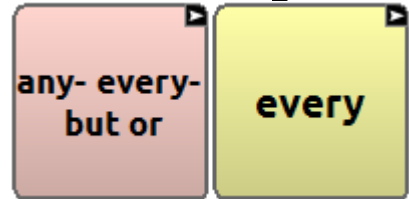
(could add to

any-every-but or )

change



every



for



idea



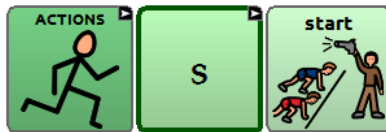
pretty



say



start



thank you



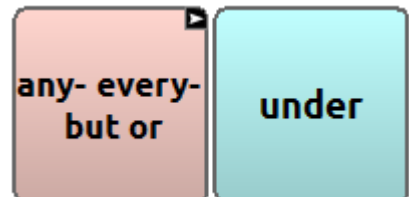
think



try

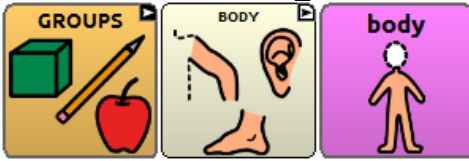


under



# NOVEMBER WORDS

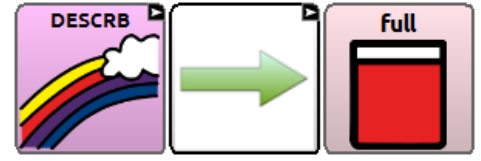
body



dress



full



guess



hi



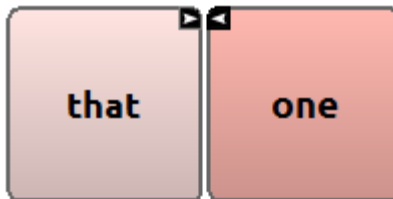
live



maybe




one



ride



tired



very



walk



# DECEMBER WORDS

ask



favorite




goodbye



hear



of



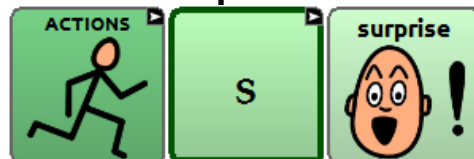
please



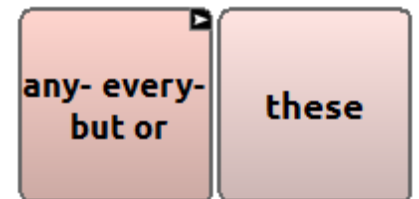
silly



surprise



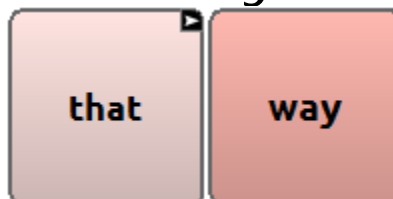
these




use



way



work









# A Year of Words



Individuals who are learning to use their AAC systems need lots of practice on their core vocabulary words. This packet contains 12 grids of core words, one for each month. Speech-language pathologists, educators, and families can keep the grid of the month handy, and use it as a reminder of which words to focus on for that month. Over the year, you will have given the AAC learner focused practice on 144 words that will help them communicate effectively across many environments and activities.

**How to Use:** Determine which symbol set(s) your learners have in their AAC systems (e.g., PCS/Boardmaker, SymbolStix, Pixons, etc). Before the start of the month, insert the appropriate AAC symbol in each box and print the grid. Keep it handy as you provide focused language stimulation on those 12 words throughout the month. You may also want to share copies with the family and other team members.

.....

For more information on semantic intervention for individuals with significant communication challenges see our Vocabulary Instruction Round-Up at <http://bit.ly/SKQP5W>, a Pinterest board with activity ideas (<http://bit.ly/ZJVOqK>), and a SpringPad (<http://bit.ly/RPKosa>).

# JANUARY WORDS

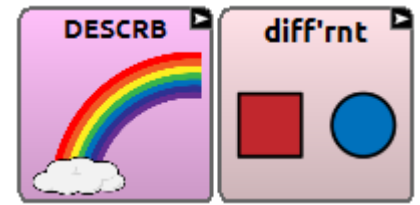
again



all gone/ all done



different



help



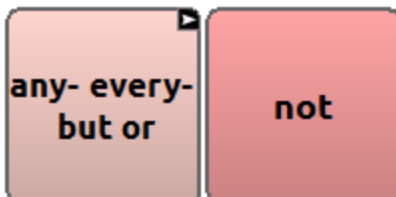
mine



more



not/don't



stop



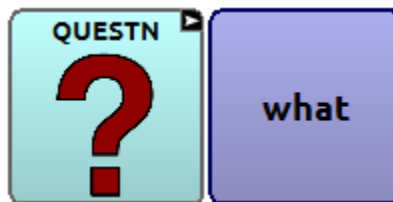
that



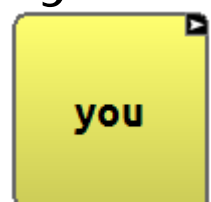
want



what

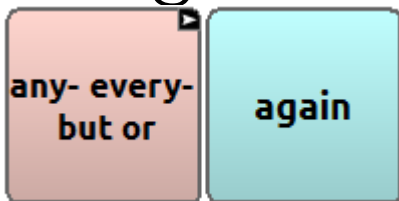


you



# FEBRUARY WORDS

again



eat



get



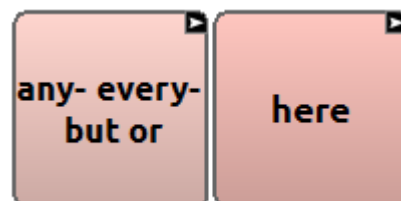
go




happy




here



I/me



like



on



play



put

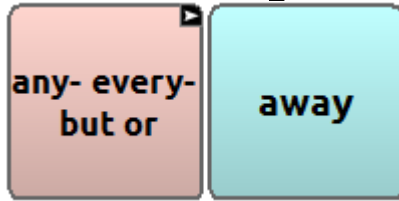


this



# MARCH WORDS

away



bad



come



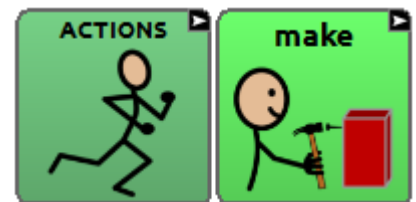
good




it



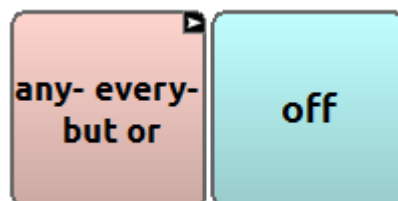
make



now



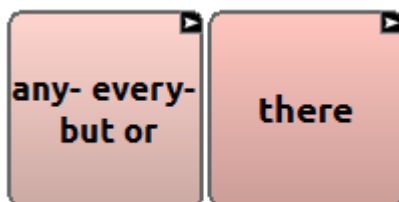
off



read



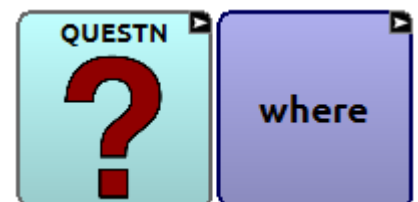
there



thing

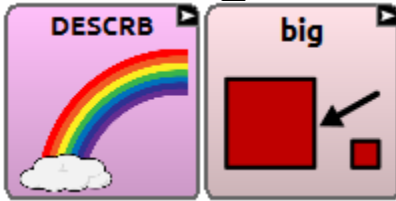


where




# APRIL WORDS


big



busy




do



drink



feel



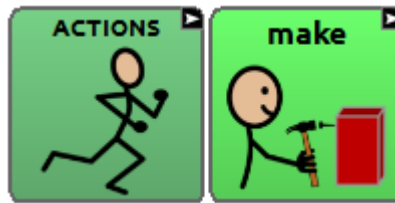
he



in



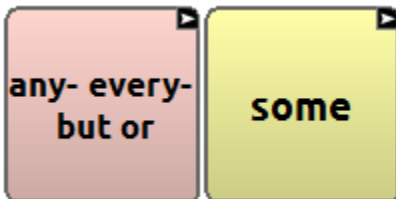
make



out



some



tell

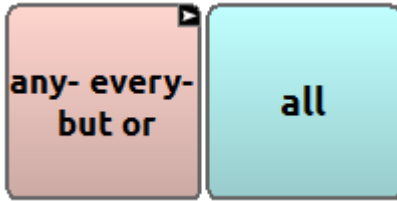


who



# MAY WORDS

all



down



good



little



my



question



sad



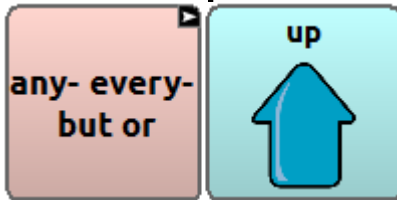
she



turn



up



who



why

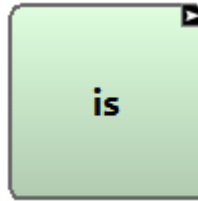


# JUNE WORDS

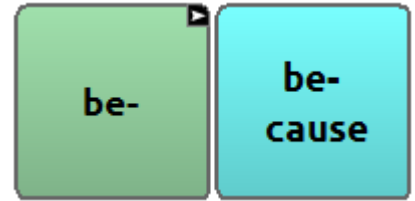
after



am/is/be



because



can



cold



fast



fun



have




hungry




let/let's



need



talk



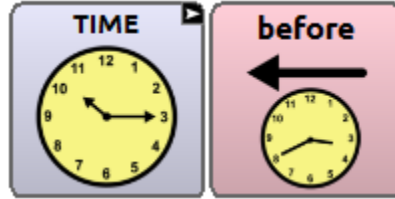


# JULY WORDS

and



before



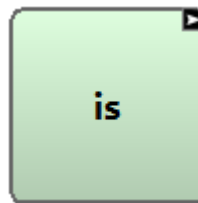
color



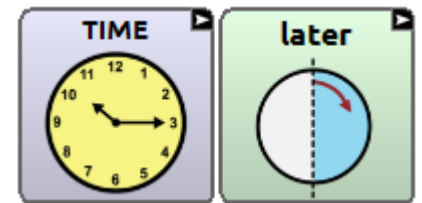
find



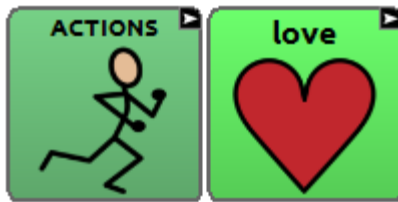
is



later



love



much



ready



Or you could use



same



they

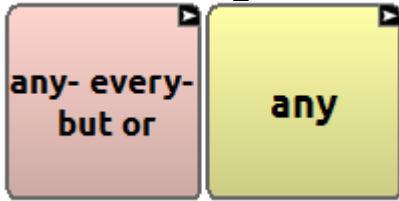


with

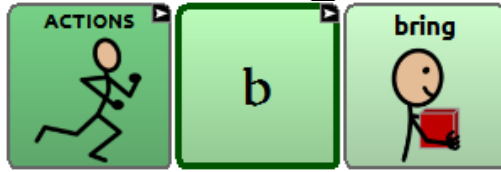


# AUGUST WORDS

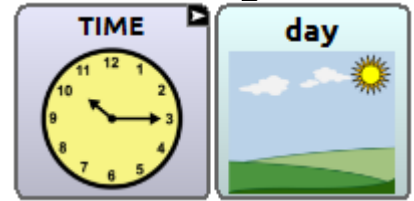
any



bring



day



fall



give



hot



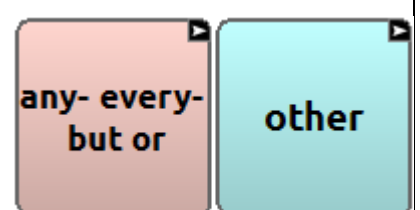
job



know




other




sick



sorry



together

(could add to  
any-every-but or )


# SEPTEMBER WORDS

almost

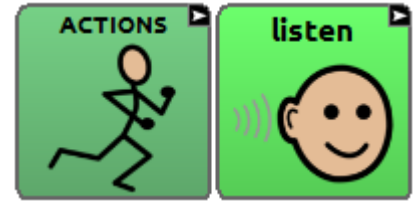
(could add to

any-every-but or )


call



listen



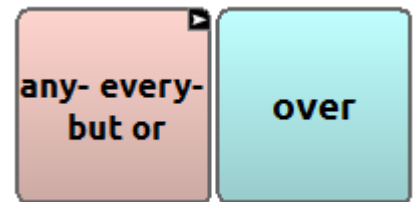
name




nice



over



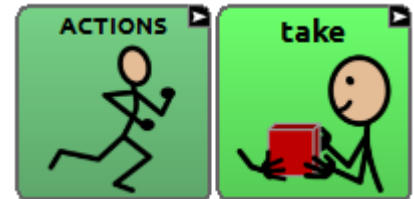
place



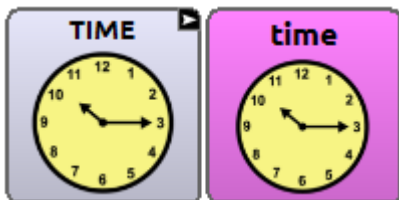
sit



take



time



we



write



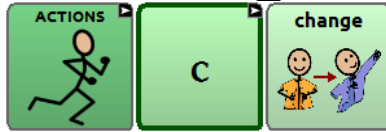
# OCTOBER WORDS

another

(could add to

any-every-but or )

change



every



for



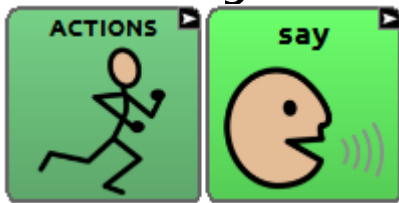
idea



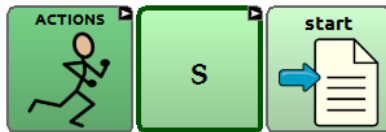
pretty



say




start



thank you



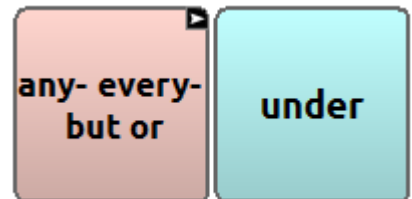
think



try




under



# NOVEMBER WORDS

body



dress



full



guess



hi



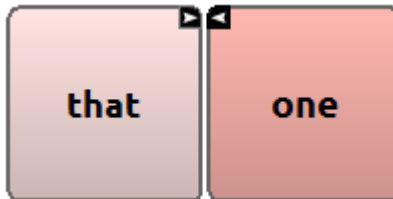
live



maybe




one



ride



tired



very




walk



# DECEMBER WORDS


ask



favorite




goodbye



hear



of



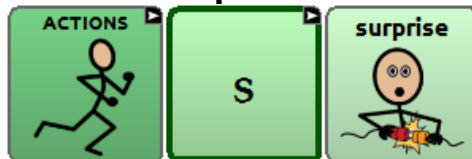
please



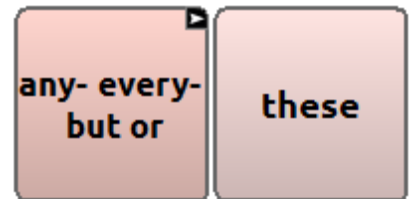
silly



surprise



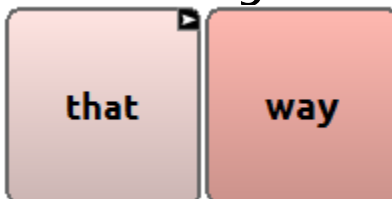
these



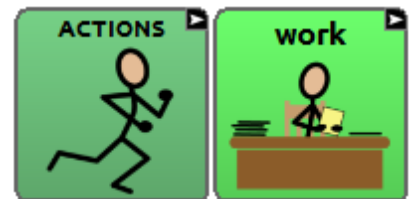
use



way



work





# A Year of Words



Individuals who are learning to use their AAC systems need lots of practice on their core vocabulary words. This packet contains 12 grids of core words, one for each month. Speech-language pathologists, educators, and families can keep the grid of the month handy, and use it as a reminder of which words to focus on for that month. Over the year, you will have given the AAC learner focused practice on 144 words that will help them communicate effectively across many environments and activities.

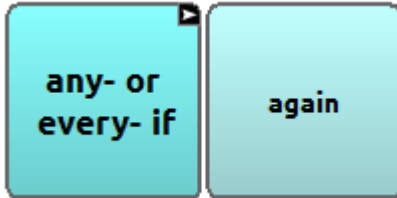
**How to Use:** Determine which symbol set(s) your learners have in their AAC systems (e.g., PCS/Boardmaker, SymbolStix, Pixons, etc). Before the start of the month, insert the appropriate AAC symbol in each box and print the grid. Keep it handy as you provide focused language stimulation on those 12 words throughout the month. You may also want to share copies with the family and other team members.

.....

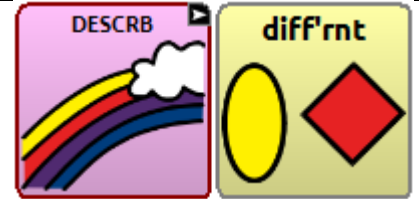
For more information on semantic intervention for individuals with significant communication challenges see our Vocabulary Instruction Round-Up at <http://bit.ly/SKQP5W>, a Pinterest board with activity ideas (<http://bit.ly/ZJVOqK>), and a SpringPad (<http://bit.ly/RPKosa>).

# JANUARY WORDS

again



all gone/ all done



different

help



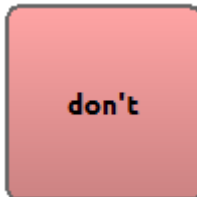
mine



more



not/don't



stop



that



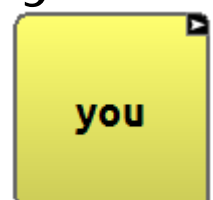
want



what



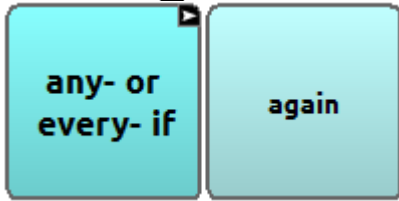
you





# FEBRUARY WORDS

again



eat



get



go




happy



here



I/me



like



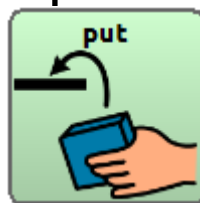
on



play



put

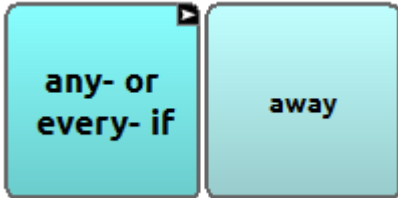


this

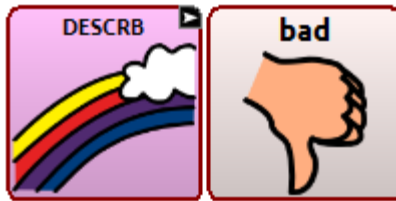


# MARCH WORDS

away



bad



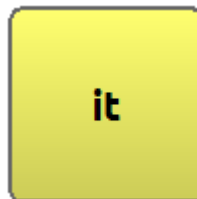
come



good



it



make



now



off



read



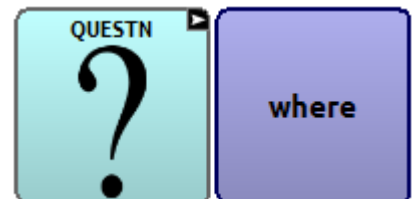
there



thing

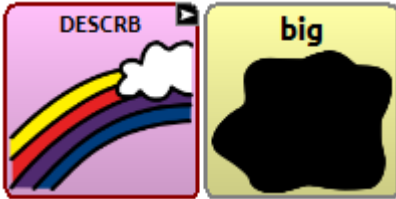


where

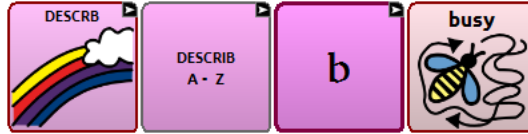


# APRIL WORDS

big



busy




do



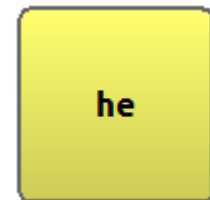
drink



feel



he



in



make



out



some



tell

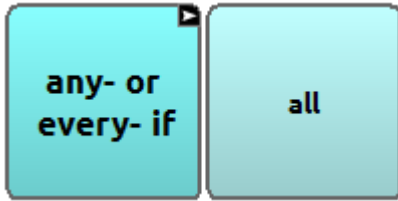


who




# MAY WORDS

all



down



good



little




my



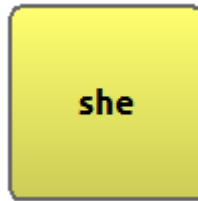
question



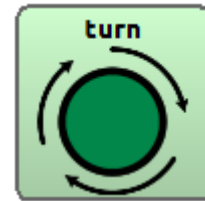
sad



she




turn



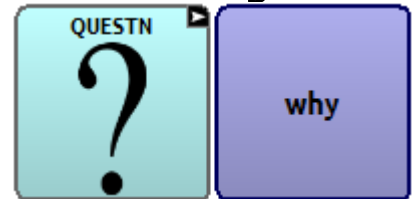
up



who

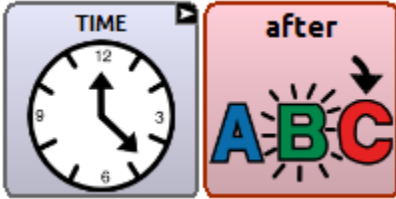


why



# JUNE WORDS

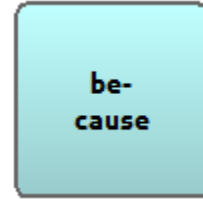
after



am/is/be



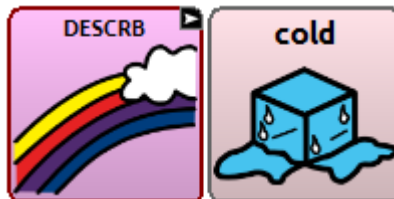
because




can




cold



fast



fun



have



hungry



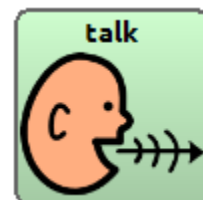
let/let's



need



talk



# JULY WORDS

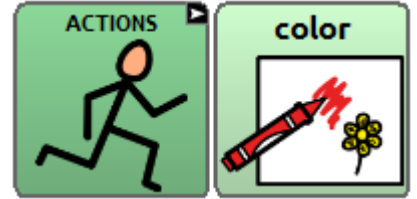
and




before



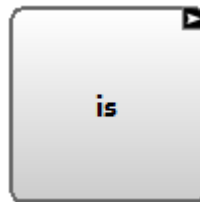
color



find



is



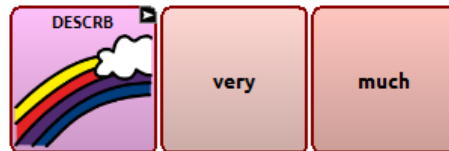
later



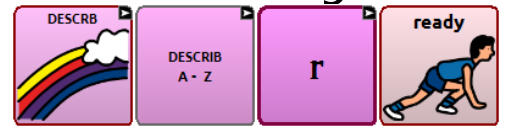
love



much



ready



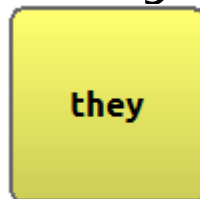
or you could use



same



they

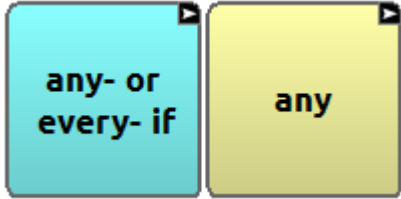


with

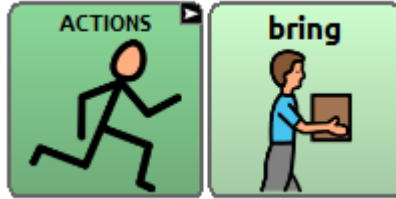


# AUGUST WORDS


any



bring



day



fall



give



hot



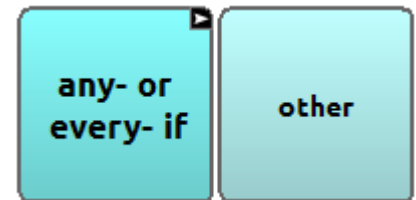
job



know




other




sick



sorry

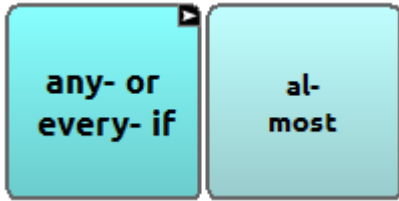


together


(could add to  
any-every-but or )

# SEPTEMBER WORDS

almost




call




listen



name



nice



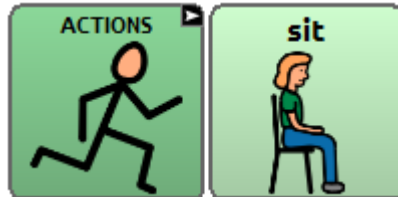
over



place



sit



take



time



we




write






# OCTOBER WORDS

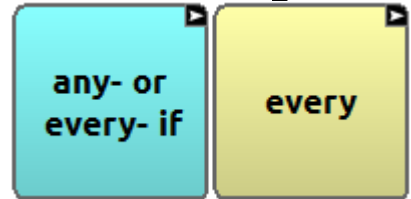
another

(could add to  
any-every-but or )

change



every



for



idea



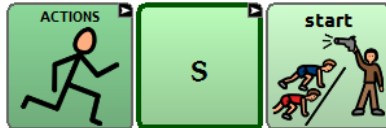
pretty



say



start



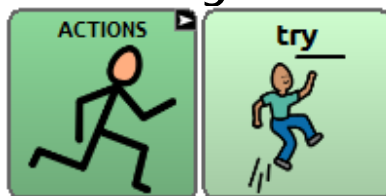
thank you



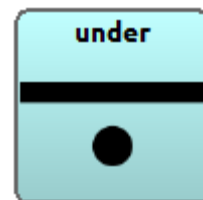
think



try

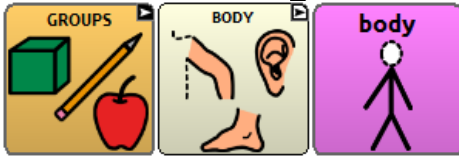


under



# NOVEMBER WORDS

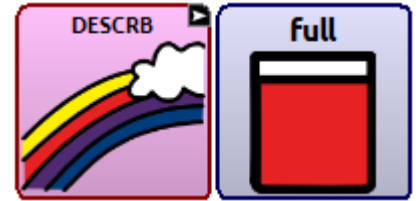
body



dress



full




guess



hi



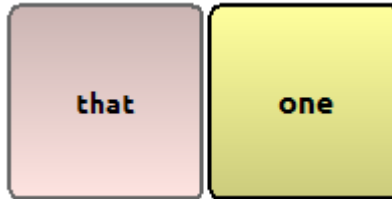
live




maybe




one



ride



tired



very



walk



# DECEMBER WORDS

ask



favorite




goodbye



hear



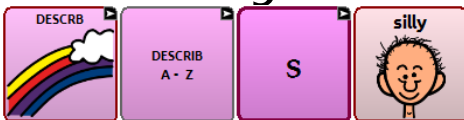
of



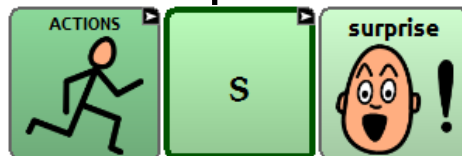
please



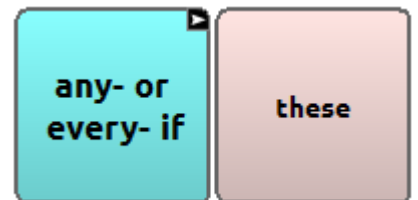
silly



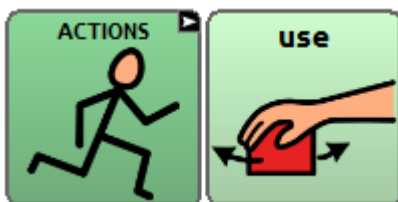
surprise



these



use



way



work





# A Year of Words



Individuals who are learning to use their AAC systems need lots of practice on their core vocabulary words. This packet contains 12 grids of core words, one for each month. Speech-language pathologists, educators, and families can keep the grid of the month handy, and use it as a reminder of which words to focus on for that month. Over the year, you will have given the AAC learner focused practice on 144 words that will help them communicate effectively across many environments and activities.

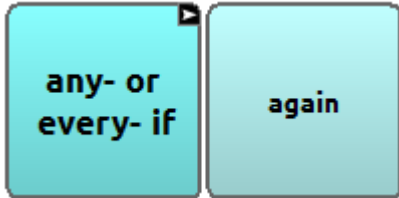
**How to Use:** Determine which symbol set(s) your learners have in their AAC systems (e.g., PCS/Boardmaker, SymbolStix, Pixons, etc). Before the start of the month, insert the appropriate AAC symbol in each box and print the grid. Keep it handy as you provide focused language stimulation on those 12 words throughout the month. You may also want to share copies with the family and other team members.

.....

For more information on semantic intervention for individuals with significant communication challenges see our Vocabulary Instruction Round-Up at <http://bit.ly/SKQP5W>, a Pinterest board with activity ideas (<http://bit.ly/ZJVOqK>), and a SpringPad (<http://bit.ly/RPKosa>).

# JANUARY WORDS

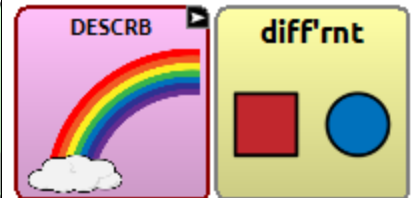
again



all gone/ all done



different



help



mine



more



not/don't



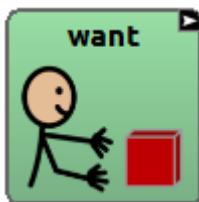
stop



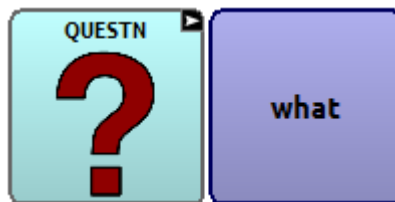
that



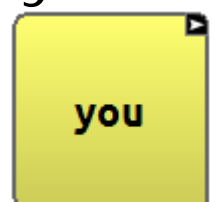
want



what

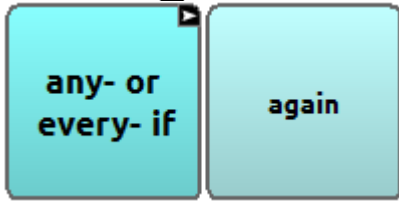


you



# FEBRUARY WORDS

again



eat



get



go



happy



here



I/me



like



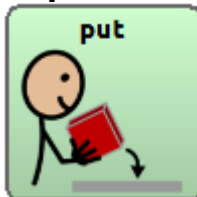
on



play



put

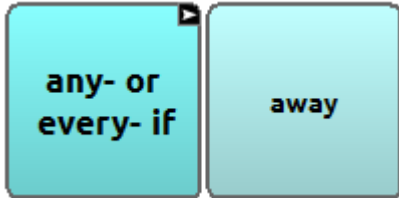


this




# MARCH WORDS

away



bad




come



good



it



make



now



off



read



there



thing

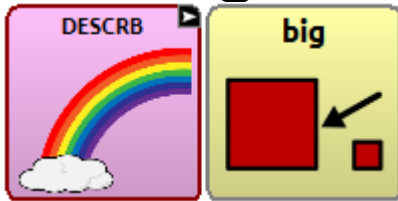


where

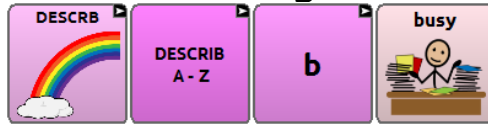


# APRIL WORDS

big



busy



do



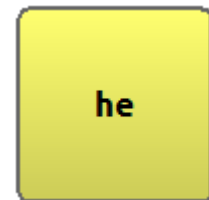
drink



feel



he



in



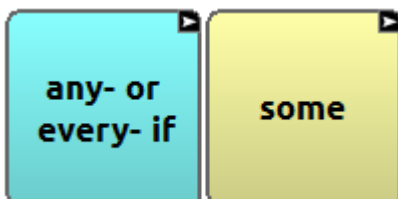
make




out



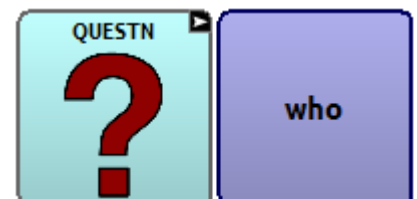
some



tell



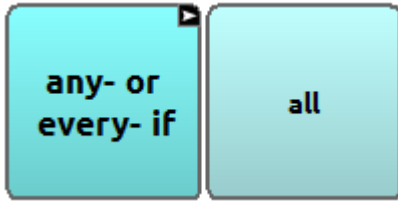
who





# MAY WORDS

all



down



good



little



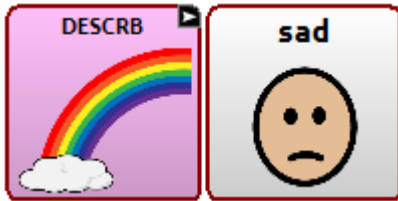
my



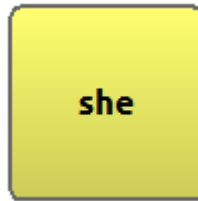
question



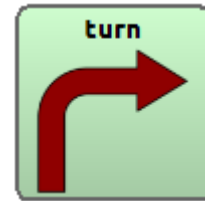
sad



she



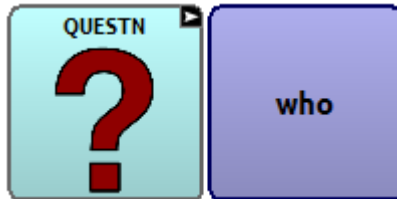
turn



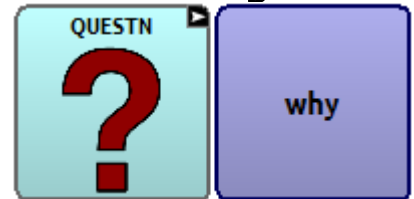
up



who

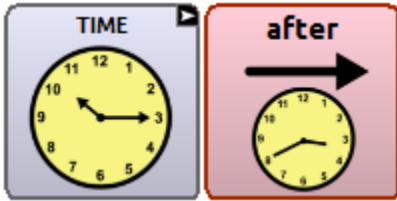


why



# JUNE WORDS

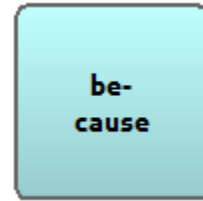
after



am/is/be



because



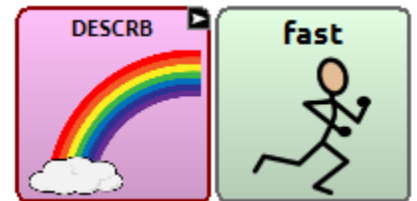
can



cold



fast



fun



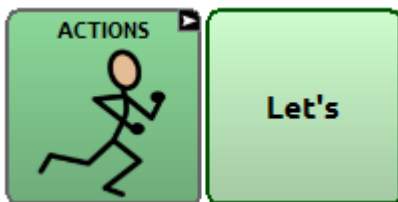
have



hungry



let/let's



need



talk

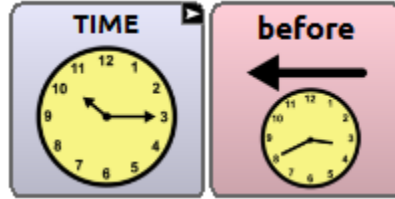


# JULY WORDS


and



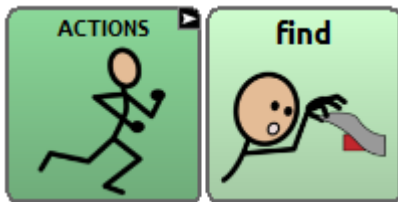
before



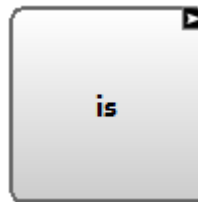
color



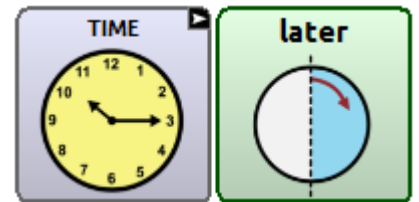
find



is



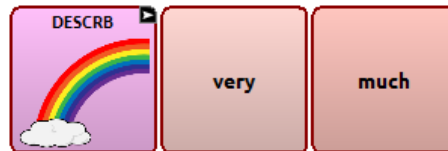
later



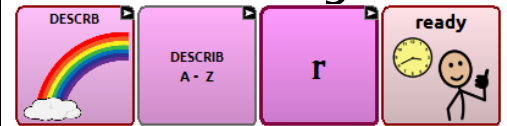
love



much



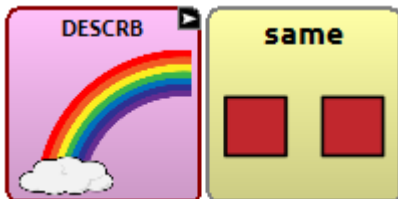
ready



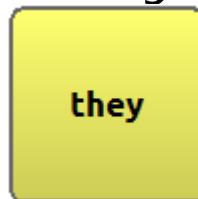
or you could use



same



they

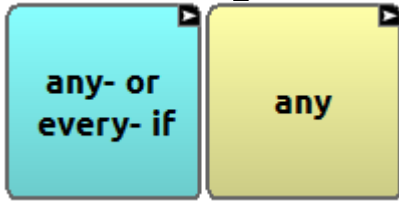


with

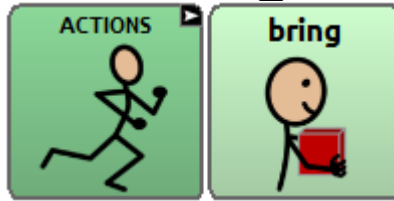


# AUGUST WORDS

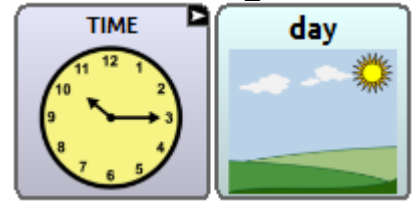
any



bring



day



fall



give



hot



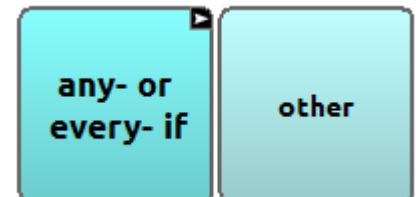
job



know




other




sick



sorry

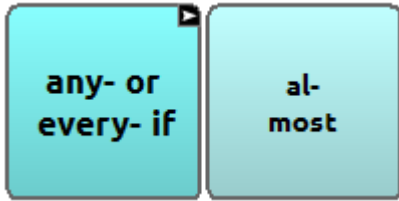


together


(could add to  
any-every-but or )

# SEPTEMBER WORDS

almost



call



listen



name



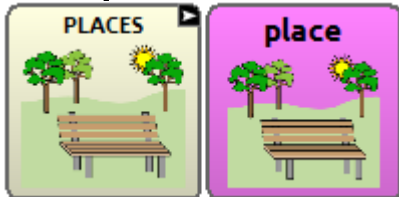
nice



over



place



sit



take



time



we




write




# OCTOBER WORDS

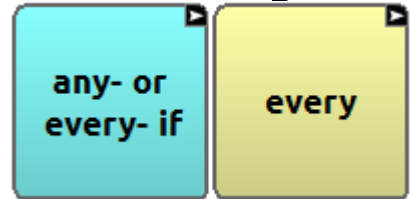
another

(could add to  
any-every-but or )

change



every



for



idea



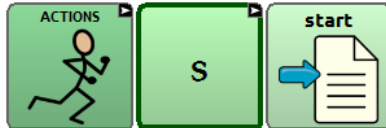
pretty



say



start



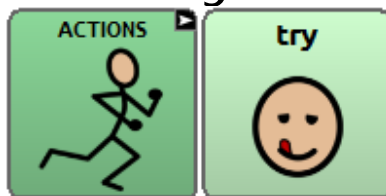
thank you



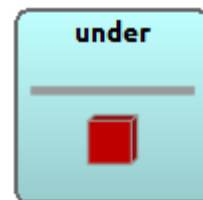
think



try



under



# NOVEMBER WORDS

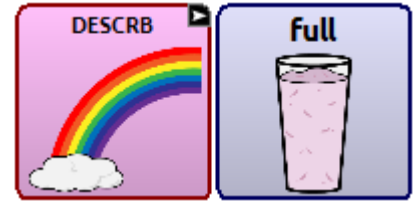
body



dress




full



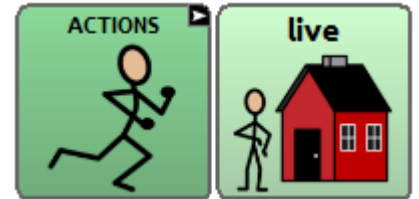
guess



hi



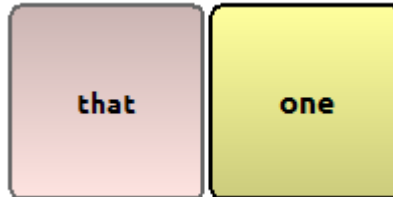
live



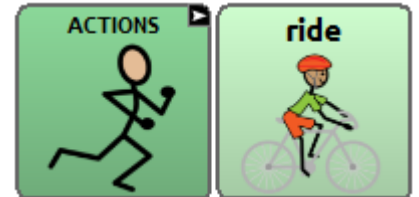
maybe



one



ride



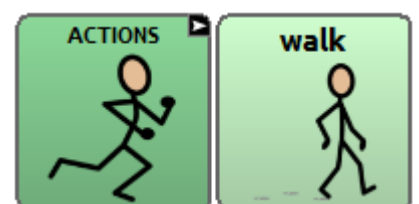
tired



very



walk



# DECEMBER WORDS


ask



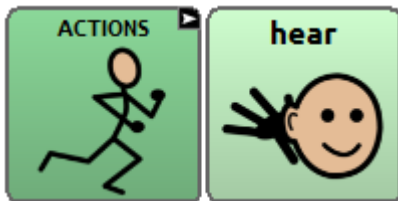
favorite




goodbye



hear



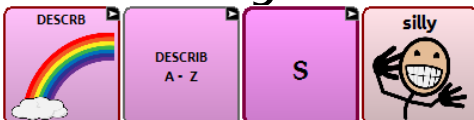
of



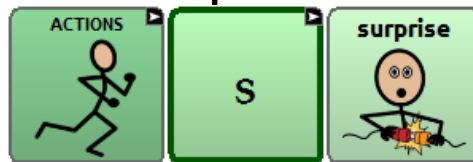
please



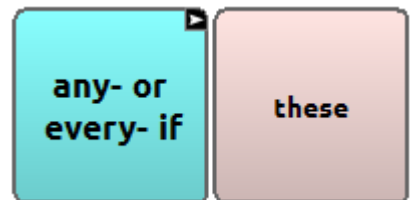
silly



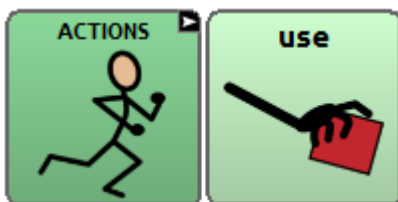
surprise



these



use



way



work

