













# A PrAACtical Packet of AAC Resources

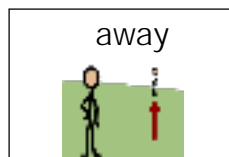
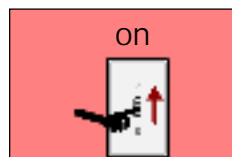

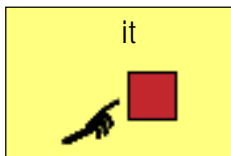
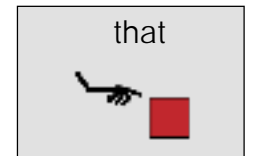





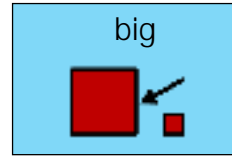
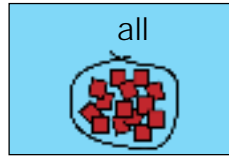
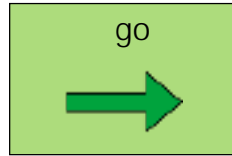



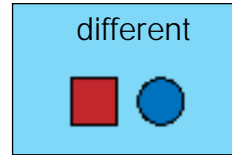
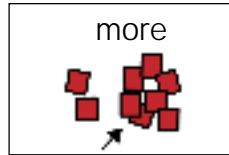
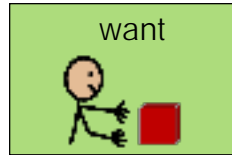



Attribution: Please feel free to share with families & colleagues using professional standards for attribution. These materials were created by PrAACtical AAC ([www.PrAACticalAAC.org](http://www.PrAACticalAAC.org) and <https://www.facebook.com/PrAACticalAAC>).





































PrAACtical AAC Sample Core 12

		want 	more 	different 		
you 		go 		big 	what 	
		play 	not 			
						that 
it 						
		on 				

PrAACtical AAC Sample Core 24



PrAACtical AAC Sample Core 36

I 	mine 	want 	more 	different 	question 	time 
you 	help 	go 	all 	big 	what 	place 
he 	know 	play 	not 	good 		this 
she 	love 			sad 	where 	that 
it 	need 		again 	fun 		
	tell 	on 	away 	here 		
they 	stop 	in 				



# A Year of Words



Individuals who are learning to use their AAC systems need lots of practice on their core vocabulary words. This packet contains 12 grids of core words, one for each month. Speech-language pathologists, educators, and families can keep the grid of the month handy, and use it as a reminder of which words to focus on for that month. Over the year, you will have given the AAC learner focused practice on 144 words that will help them communicate effectively across many environments and activities.

**How to Use:** Determine which symbol set(s) your learners have in their AAC systems (e.g., PCS/Boardmaker, SymbolStix, Pixons, etc). Before the start of the month, insert the appropriate AAC symbol in each box and print the grid. Keep it handy as you provide focused language stimulation on those 12 words throughout the month. You may also want to share copies with the family and other team members.

.....

For more information on semantic intervention for individuals with significant communication challenges see our Vocabulary Instruction Round-Up at <http://bit.ly/SKQP5W>, a Pinterest board with activity ideas (<http://bit.ly/ZJVOqK>), and a SpringPad (<http://bit.ly/RPKosa>).

# JANUARY WORDS

again	all gone/all done	different
help	mine	more
not/don't	stop	that
want	what	you

## FEBRUARY WORDS

again	eat	get
go	happy	here
I/me	like	on
play	put	this

## MARCH WORDS

away	bad	come
good	it	make
now	off	read
there	thing	where



## APRIL WORDS

big	busy	do
drink	feel	he
in	make	out
some	tell	who

## MAY WORDS

all

down

good

little

my

question

sad

she

turn

up

who

why

## JUNE WORDS

after

am/is/be

because

can

cold

fast

fun

have

hungry

let/let's

need

talk

## JULY WORDS

and

before

color

find

is

later

love

much

ready

same

they

with

# AUGUST WORDS

any

bring

day

fall

give

hot

job

know

other

sick

sorry

together

## SEPTEMBER WORDS

almost	call	listen
name	nice	over
place	sit	take
time	we	write

## OCTOBER WORDS

another

change

every

for

idea

pretty

say

start

thank you

think

try

under

# NOVEMBER WORDS

body

dress

full

guess

hi

live

maybe

one

ride

tired

very

walk



## DECEMBER WORDS

ask	favorite	goodbye
hear	of	please
silly	surprise	these
use	way	work



# A Year of Words



Individuals who are learning to use their AAC systems need lots of practice on their core vocabulary words. This packet contains 12 grids of core words, one for each month. Speech-language pathologists, educators, and families can keep the grid of the month handy, and use it as a reminder of which words to focus on for that month. Over the year, you will have given the AAC learner focused practice on 192 words that will help them communicate effectively across many environments and activities.

**How to Use:** Determine which symbol set(s) your learners have in their AAC systems (e.g., PCS/Boardmaker, SmartySymbols, Pixons, etc.). Before the start of the month, insert the appropriate AAC symbol in each box and print the grid. Keep it handy as you provide focused language stimulation on those 16 words throughout the month. You may also want to share copies with the family and other team members. Watch our site for practice ideas each month.

.....

For more information on semantic intervention for individuals with significant communication challenges see our Vocabulary Instruction Round-Up at <http://bit.ly/SKQP5W>, a Pinterest board with activity ideas (<http://bit.ly/ZJVOqK>), and a SpringPad (<http://bit.ly/RPKosa>).

# January

are	boy	but	house
clean	look	made	open
problem	see	slow	stand
to	wait	when	yes

# February

afraid	father	girl	how
hurt	many	myself	new
school	sing	stuff	thirsty
trouble	watch	wet	will

# March

baby	dirty	easy	friend
finish	home	loud	mother
next	red	sleep	smart
teacher	toy	win	wrong

# April

blue	brother	close	family
head	last	long	no
old	right	scared	soft
thing	top	wash	whole

# May

bathroom	car	child	confused
green	hard	how much	man
mean	never	part	remember
sister	so	today	us

# June

about	back	buy	grandmother
hand	inside	lose	move
okay	people	quiet	short
show	two	water	yellow



# July

black	bottom	cut	face
foot	grandfather	high	maybe
morning	one	really	share
something	then	wear	weather

# August

aide	animal	clothes	finger
from	leg	only	must
night	pick	room	stay
still	town	white	woman

# September

around

bug

cool

far

fly

hair

kind

less

lunch

middle

money

open

orange

sometimes

through

tomorrow

# October

afternoon	break	food	hide
hold	if	keep	medium
most	near	never	party
picture	quick	shop	story

# November

at

count

drive

first

few

his

least

light

none

push

real

sharp

stand

street

sun

table

# December

already	clear	doctor	fix
great	grow	her	high
jump	outside	ride	room
side	straight	wake	wash

